

COUNCIL

4 November 2009

NOTICE OF MOTION - THE 10:10 CHALLENGE

REPORT OF CORPORATE DIRECTOR (POLICY)

Contact Officer: Bob Merrett Tel No: 01962 848135 bmerrett@winchester.gov.uk

RECENT REFERENCES:

None

EXECUTIVE SUMMARY:

A media led campaign to get public and private sector organisations, community groups, families and individuals to cut their CO2 emission by 10% in 2010 was launched earlier this year.

Entitled 10:10, it has brought attention to the need to make a difference in our everyday activities so as to reduce carbon emissions and to do so quickly as there is no time spare.

Organisations are being asked to sign up to the commitment and a version, outlined in the Notice of Motion, has been devised for local authorities.

RECOMMENDATION:

That if Council decides to debate the Notice of Motion, then the matters outlined in this report be noted and used as necessary in coming to a decision.

COUNCIL

4 November 2009

NOTICE OF MOTION - THE 10:10 CHALLENGE

REPORT OF CORPORATE DIRECTOR (POLICY)

DETAIL:

1 Introduction

- 1.1 A Notice of Motion, moved by Cllr Bell and seconded by Cllr Learney, is to be put to this meeting of Council. The Motion states that:

This Council notes:

1. Climate change predictions show that without severe cuts in greenhouse gas emissions increased temperatures will affect agriculture and water availability and bring more extreme weather events. These changes will affect all of us and poorest countries the worst.
2. That under current commitments the UK is due to cut emissions by 34 percent by 2020. It is hoped that negotiations at Copenhagen will lead to stricter commitments. Climate change scientists advise that cuts of 10% a year are needed to avert the worst consequences of climate change.
3. To ensure a breakthrough at the Copenhagen conference that may save our planet from the worst effects of climate change, Ministers need to know that people in their countries are behind them.
4. A number of Councils have signed up to the "10:10 campaign" which seeks to get individuals and organisations to make a firm commitment to reduce their carbon emissions by 10% during 2010.

This Council believes that it is possible to achieve this target with the right degree of political will, and that it is important to show its commitment to making these emission reductions.

This Council therefore resolves to sign up to the 10:10 campaign and make a firm commitment to reduce its emissions as measured for National Indicator 185 (minus outsourced emissions) by 10 percent between the end of 2009 and the end of 2010.

- 1.2 This brief report is intended to inform and facilitate any debate on the motion by providing some background information on Council action to reduce its emissions and energy use. It also points to some of the actions planned over the coming years which will help reduce the Council's CO₂ emissions and would support the commitment should the Council agree to the proposition in the Motion and sign up to the 10:10 campaign.

2 The 10:10 Challenge

- 2.1 10:10 is a media led project aiming to engage individuals, groups, organisations, anyone and everyone in fact, to help cut the UK's carbon emissions by 10% in 2010.
- 2.2 Following a public debate with Government Ministers on the issues earlier this year, the 10% cut in emissions, labelled 10:10, was launched. Its ambitious aim is to unite every sector of British society in achieving a 10% cut in carbon emissions. Hundreds of organisations - businesses, schools, universities across the public and private sector as well as thousands of individuals have already signed up and the particular challenge for local authorities is to reduce the emissions covered by National Indicator 185.
- 2.3 The 10:10 challenge requires setting a baseline year from which to measure any changes. That baseline year has to have an end-point between 1 September 2009 and 30 June 2010 and it is the emissions for that baseline year that would aim to be reduced by 10%. The Motion suggests that this baseline be calculated from the end of 2008 to the end of 2009. However, as we measure and report our NI185 results on a financial year basis, it would be necessary, if Council decided to sign up to the challenge, that the baseline year for the Council was the year ending 31 March 2010.
- 2.4 Following the work the Council undertook when it joined the Carbon Trust initiative, progress has been made in understanding the Council's emissions and dealing with them and Appendix 1 to this report shows some of the most recent data.

3 Work already completed

- 3.1 As part of participating in the 10:10 scheme, organisations are encouraged to get their staff, contractors, partners, clients and residents to take part. One of the activities the Council is already planning is to involve staff in bringing about improvements. Encouraging behaviour change is important, but the ability to make a change - whether it be to switch off a light or computer, or to reduce heating levels - requires, in some parts of the Council's buildings, switches and controls to be installed. Once some of that work is done then the provision of advice and information with the reinforcement of good practice, could make important differences to both emissions and the energy bill. Some of these proposals have modest cost implications other more sophisticated changes would require additional resource, particularly in the Estates team where most activity would be centred.
- 3.2 As indicated above, the Council has been working on better understanding its energy and emission performance since working with the Carbon Trust. The information quality has been gradually improved to give us a reasonably accurate picture of performance across our main estate as well as the performance of contractors and other major impacts such as travel.

3.3 Some specific actions were made during the current year which will have reduced our impacts over the last published data set for 2008/09. They were:

- Consolidation of three offices onto a single site.
- Roll-out of flexible working.
- Roll-out of the IT 'thin client' having significantly less power requirements.
- Introduced the 'Cycle to Work' scheme and loans for public transport season tickets.
- Installation of roof insulation in the West Wing office.
- Implementation of lease car policy for lower emission cars.

- Boiler replacement in City Offices

4 Future Proposals

- 4.1 The Council has already committed to reducing its emissions by 20% by 2012 and is ready to sign up to the WinACC challenge. The 10:10 campaign could be regarded as a step along that road and signing up might be a useful spur to action.
- 4.2 In addition to the projects outlined in 3.3 above, a number of other actions could be included in the Council's future work which would support the reduction in energy use and would contribute towards the 10:10 project. Some of these initiatives are modest, but could have long term benefits – the behaviour change/turn-off campaign would be one.
- 4.3 Other proposals will have much greater significance, the Guildhall refurbishment being the most recent decision. The substantial works planned for next year will bring fundamental improvements to the performance of the Guildhall building through improvements in thermal insulation, heating and ventilation.
- 4.4 It is possible that other works of maintenance to the Council's estate or work suggested by the Asset Management Plan currently being compiled might also trigger the need to incorporate improvement works to meet Building Regulation requirements. This would have the effect of reducing our energy and emission footprint through improving thermal insulation.
- 4.5 Other projects that are at various stages of development include the investigation of the business case and practicality of installing an Archimedes screw hydro-generation plant at Abbey Mill and longer term proposals for Combined Heat and Power to serve both the Silver Hill development and the Council buildings.
- 4.5 The Council can be confident in meeting the 10:10 target and should the Council decide to sign up to 10:10, a report to Cabinet detailing the necessary work and resources required will be made.

OTHER CONSIDERATIONS:

5 SUSTAINABLE COMMUNITY STRATEGY AND CORPORATE BUSINESS PLAN (RELEVANCE TO):

- 5.1 The broader aspects of the High Quality Environment parts of the Sustainable Community Strategy (SCS) would be met by undertaking this work. Although the SCS focuses on external impacts as measured by NI186, undertaking this work, if agreed, would help the City Council's contribution overall.

6 RESOURCE IMPLICATIONS:

- 6.1 A number of areas of work that could be developed would be difficult to achieve without having some additional staff resource in the Estates Unit. This could well be achieved through flexible resourcing and would be needed to secure some of the external funding required to meet the cost of purchasing and introducing the insulation and Mechanical & Electrical plant needed to reduce emissions from Council property.

7 RISK MANAGEMENT ISSUES

- 7.1 The Council has a current target of reducing energy use by 10% and is seeking to cut emissions by 20% by 2012 as part of the wider district-wide climate change initiative. This proposal would be in line with that current activity.

BACKGROUND DOCUMENTS:

'Climate Safety – In case of Emergency', 2008

APPENDICES:

Appendix 1 – NI185 2008/9 Overview

NI 185 Overview

National Indicator 185 measures the percentage CO₂ reduction from LA operations. This is a new indicator, the first year's data to be submitted to Government by 31 July 09 is for the financial year April 2008 to March 2009. This provides the baseline on which to measure improvement.

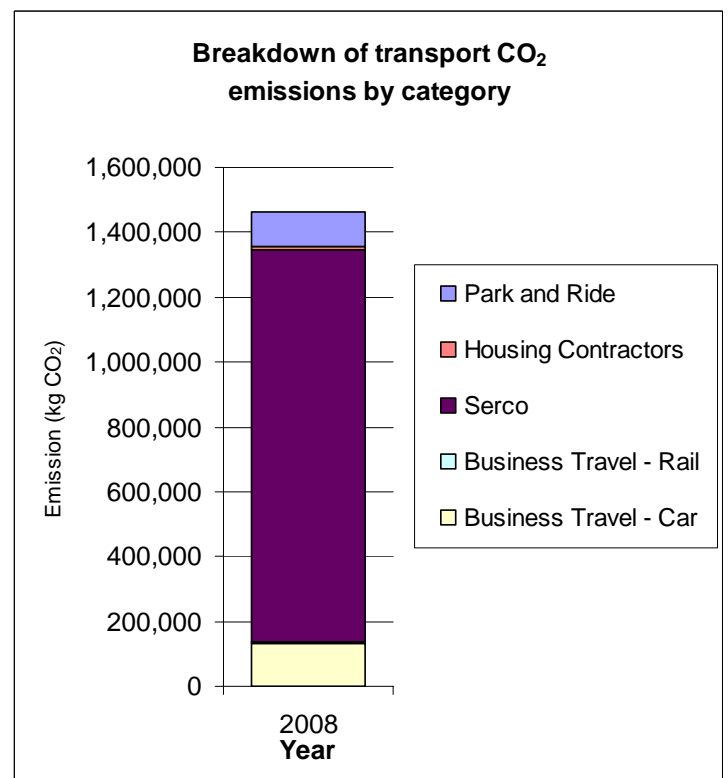
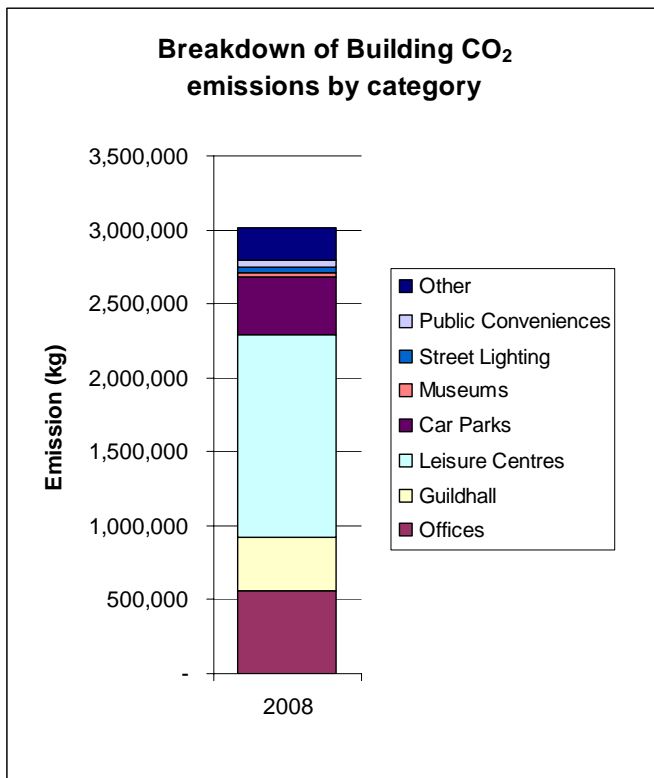
This indicator is intended to cover the total amount of direct and indirect CO₂ emitted as a result of Local Authority operations. 'Operations' are taken to mean the delivery of the relevant functions of a Local Authority which result in the emissions of CO₂ into the atmosphere, covering all their own operations and outsourced services. Even if the services are being provided by an external body (e.g. a private company) they remain the function of the authority. This is to include schools, but exclude social housing.

For Winchester City Council, this has included data collection from offices, car parks, leisure centres, museums, public conveniences, warehouses, street lighting, sewerage works and warehouses, staff business car use and rail travel, travel by housing contractors, park and ride buses and Serco's travel from refuse trucks, street sweepers, etc.

This has been a fairly major exercise, involving a number of staff across the authority. The resulting data set is the most comprehensive collation of CO₂ emissions information developed to date and, as such, will be of great benefit for management purposes.

Data

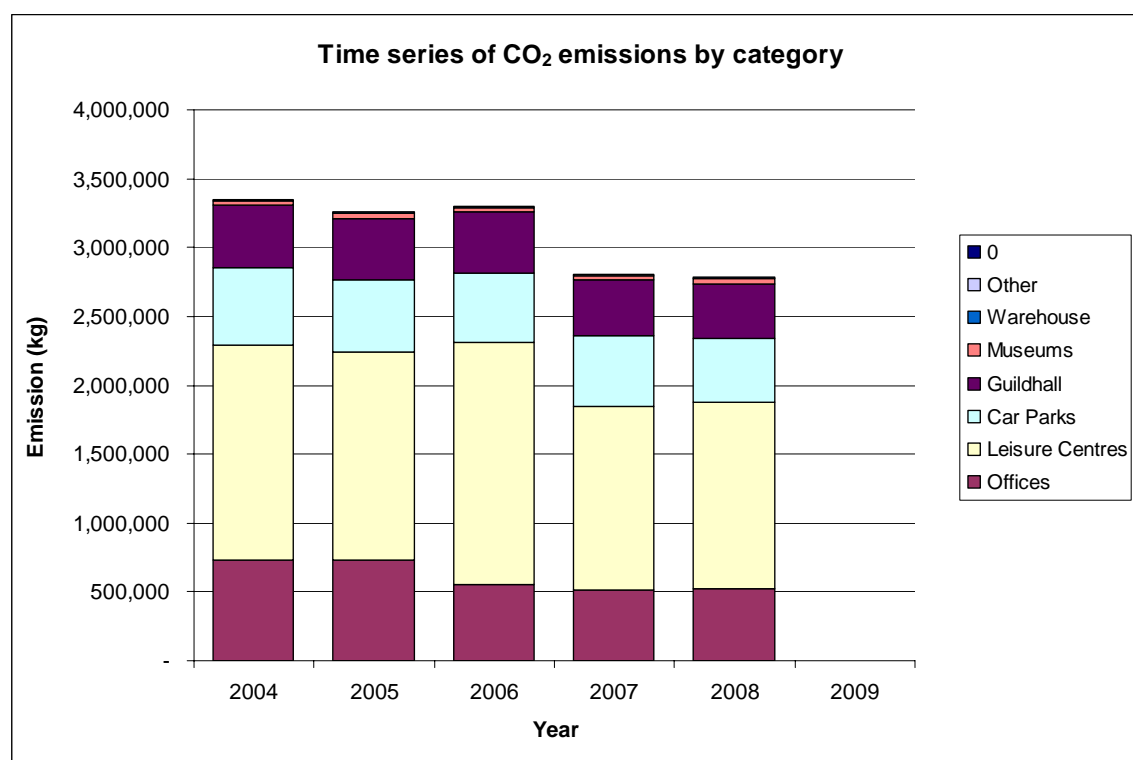
The NI 185 dataset for baseline year 2008/09 gives an overall figure of 4,483 tonnes of CO₂. 3,019 tonnes of this is from buildings and street lighting, and 1,464 tonnes from transport, including refuse collection. The category breakdowns are as follows:



The 10:10 challenge suggests that Councils exclude outsourced emissions. Exclusion of emissions from Serco, the housing contractors and park and ride gives an emissions figure of 3,056 tonnes for the 2008/09 year.

Year-on-Year Comparison

It has also been possible to compare year-on-year changes for the basket of data that was collected for the original Carbon Management Programme, undertaken in 2005/06. This excludes transport emissions for which we do not have the full set of data for all years, and also excludes some of the building categories. The other important note is that data quality has improved significantly over the five years, for example, with information from meter readings, rather than estimated bills. This therefore means there are greater margins of uncertainty in the earlier year's data. However, the information shows some interesting trends.



Member Target

Member's have set a target to reduce energy use by 10%. Assuming that this is measured in tonnes CO₂ and the baseline is the NI 185 baseline, this equates to savings of 448 tonnes.

Consideration is also being given to aligning this target to the District's target of a 20% reduction by 2012. This would require savings of 897 tonnes.

Audit Commission use of NI185

The Audit Commission has stated that they will not be comparing NI185 between councils, but have emphasised the importance of improving performance over time.

They also advise that “the underlying data in the spreadsheet tool is evidence that councils may also want to use for the ‘managing resources’ theme within the CAA Use of Resources judgement... and therefore in making year on year comparisons, it’s important that councils understand and can recount what has driven any movement in their data rather than simply relying on the value of the indicator itself.”