

Winchester Parking Strategy Review: Summary report

This report was created on Thursday 01 September 2016 at 11:45.

The consultation ran from 12/07/2016 to 30/08/2016.

Contents

Question 1: What is your email address?	2
Email	2
Question 2: Do you support the overall aim of the adopted Car Parking Strategy?	2
support aim	2
Question 3: What are your views on the different principles underpinning the Council's Strategy –	2
Support for the parking strategy - Parking provision must be 'purposeful'	2
Support for the parking strategy - Efficient traffic and parking management is essential	3
Support for the parking strategy - Car parks need to be of a high standard in terms of facilities and conditions	3
Support for the parking strategy - At 85% occupancy a car park is considered full	4
Support for the parking strategy - Pricing of car parking and promotion needs to be 'intelligent'	4
Support for the parking strategy - Park & Ride services are a fundamental part of the parking provision	5
Support for the parking strategy - On street parking issues need to be kept under review	5
Support for the parking strategy - Marketing / promotion of car parking needs to be improved	6
Support for the parking strategy - Traffic signing is a useful tool, but has limited influence	6
Support for the parking strategy - Car park users expect charges to be reasonable and proportionate	7
Question 4: What are your views on the Strategic approach for Winchester town?	7
approach winchester - I support Statement 1 above	7
approach winchester - I support Statement 2 above	8
approach winchester - I support Statement 3 above	8
Question 5: What are your views on parking charges?	9
parking charges views - The 'three-ring' approach to charging is correct	9
parking charges views - The levels of charges are reasonable	9
parking charges views - Central car parks should charge on Sunday	10
parking charges views - Charges should be increased to encourage users to park away from the town centres	10
parking charges views - There would be support for Sunday charges if Park & Ride was running and free of charge	11
parking charges views - Central car parks should charge during the evenings	11
parking charges views - Parking in towns should not be limited by time (short stay only) but pricing should reflect premium locations	12
parking charges views - There should be more significant differences between the different pricing 'rings'	12
parking charges views - Some prices could increase, but only if other charges decreased	13
Question 6: Please give us your views on the following 'Signing' statements	13
signing statements - A comprehensive review of all the car park signing is needed	13
signing statements - VMS signs are always useful to help find a parking space	14
signing statements - We should dispense with the 'long/short' stay signing and sign according to the price charged	14
signing statements - Most users take no notice of signs, and habitually use the same car parks	15
signing statements - It would be right for the Council to invest in new technology to assist parking choices	15
Question 7: Based on the 'Occupancy' rates do you think we are providing sufficient car parking in the right places	16
parking sufficient?	16
Question 8: What are your views on the capacity of our car parking areas	16
parking provision - Overall parking provision	16
parking provision - Parking provision in the 'Shopping Quarter'	17
parking provision - Parking provision in the 'Northern Quarter'	17
parking provision - Parking provision in the 'Station Quarter'	18
parking provision - Parking provision in the 'Chesil Quarter'	18
parking provision - Parking provision at the Park & Rides sites	19
parking provision - Parking provision in Wickham	19
parking provision - Parking provision in New Alresford	20
parking provision - Parking provision in Denmead	20
parking provision - Parking provision in Bishop's Waltham	21
parking provision - Parking provision in Whiteley	21
Question 9: Where and why do you park in Winchester District (tick all that apply)	22



purpose - Winchester town - 'Centre'	22
purpose - Winchester town - Other	23
purpose - Winchester - Park & Ride	24
purpose - New Alresford	25
purpose - Wickham	26
purpose - Bishop's Waltham	27
purpose - Denmead	28
purpose - Whiteley	29
purpose - Other location in District	30
Question 10: How often & where do you park in Winchester?	31
Parking habits - Winchester town 'Centre'	31
Parking habits - Winchester town - other	32
Parking habits - Winchester - Park & Ride	33
Parking habits - New Alresford	34
Parking habits - Wickham	35
Parking habits - Bishops's Waltham	36
Parking habits - Denmead	37
Parking habits - Whiteley	38
Parking habits - Other location in District	39
Question 11: Please write any further comments you wish to make in the box below	39
comments	39

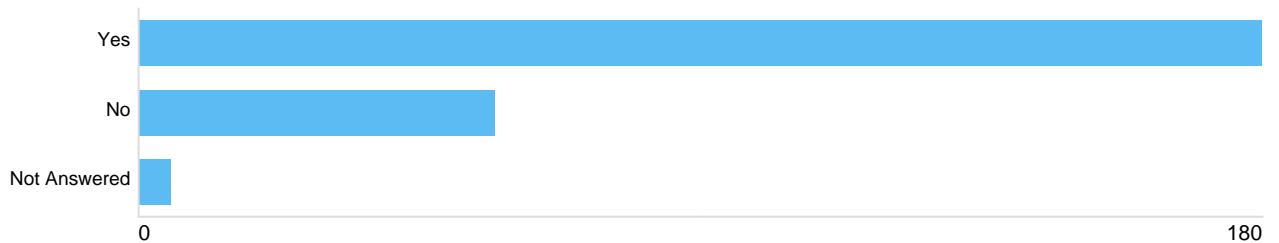
Question 1: What is your email address?

Email

There were **161** responses to this part of the question.

Question 2: Do you support the overall aim of the adopted Car Parking Strategy?

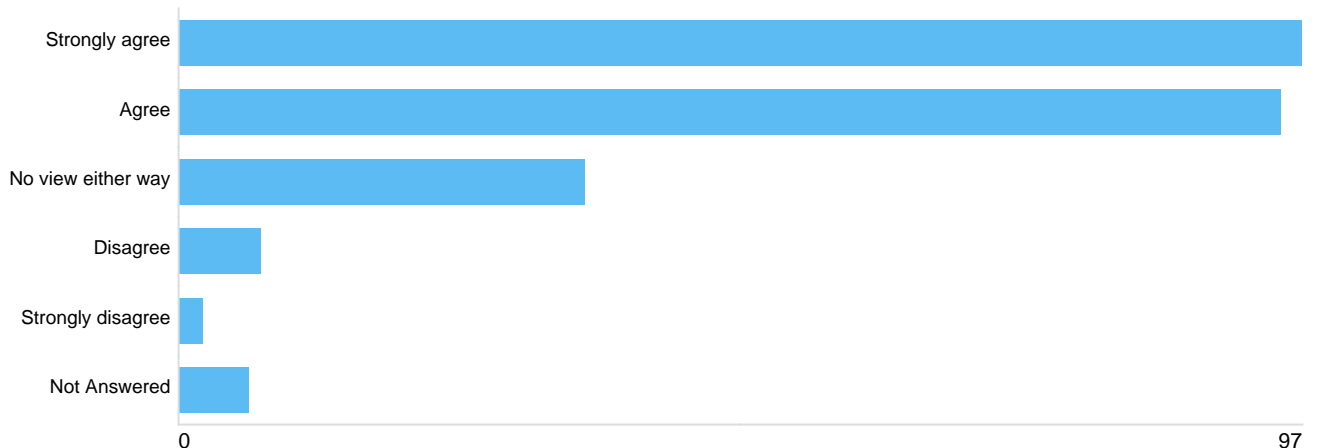
support aim



Option	Total	Percent
Yes	180	74.38%
No	57	23.55%
Not Answered	5	2.07%

Question 3: What are your views on the different principles underpinning the Council's Strategy –

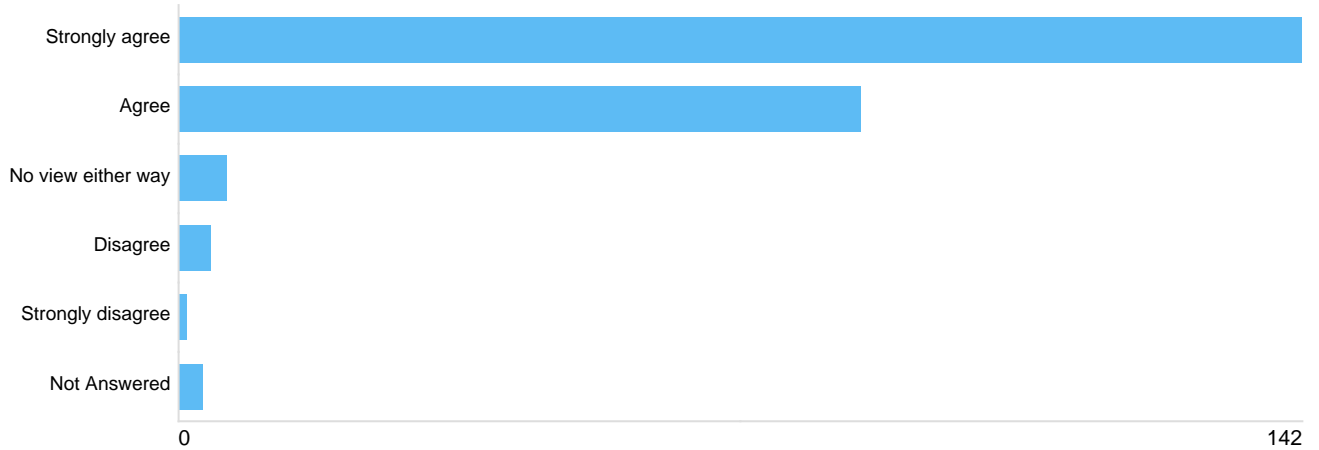
Support for the parking strategy - Parking provision must be 'purposeful'





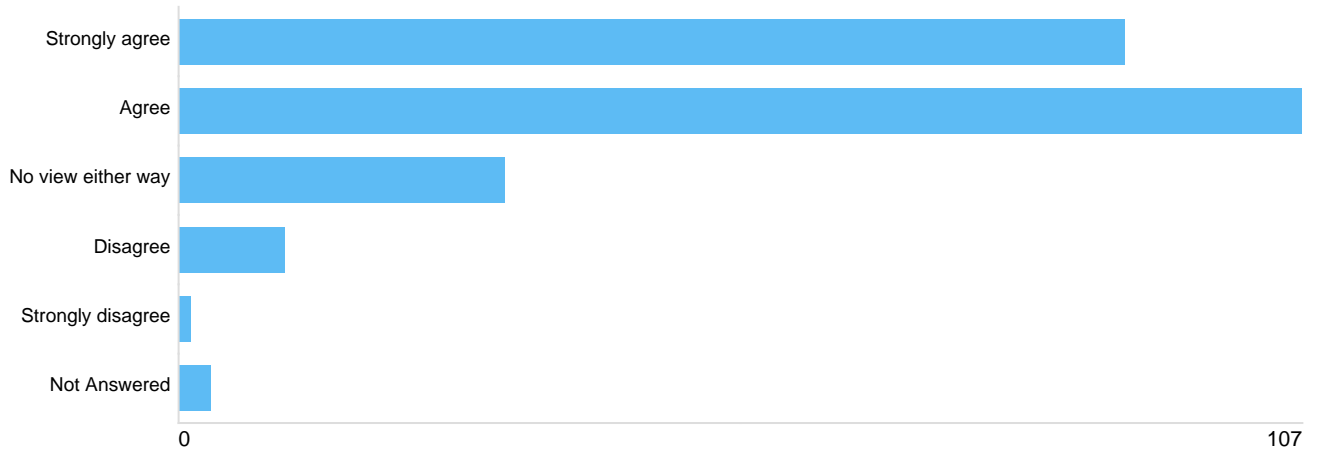
Option	Total	Percent
Strongly agree	97	40.08%
Agree	95	39.26%
No view either way	35	14.46%
Disagree	7	2.89%
Strongly disagree	2	0.83%
Not Answered	6	2.48%

Support for the parking strategy - Efficient traffic and parking management is essential



Option	Total	Percent
Strongly agree	142	58.68%
Agree	86	35.54%
No view either way	6	2.48%
Disagree	4	1.65%
Strongly disagree	1	0.41%
Not Answered	3	1.24%

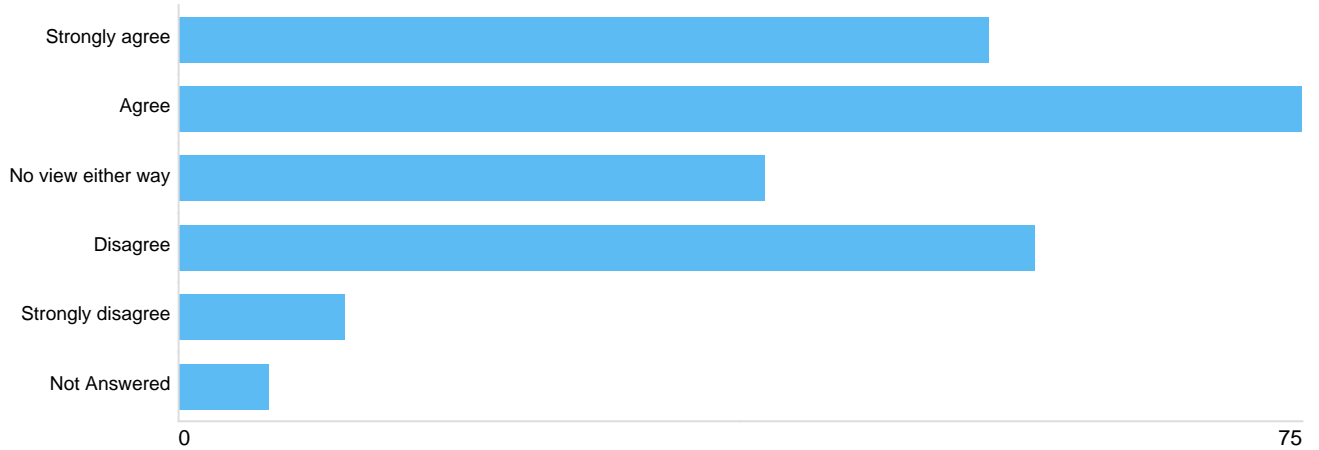
Support for the parking strategy - Car parks need to be of a high standard in terms of facilities and conditions





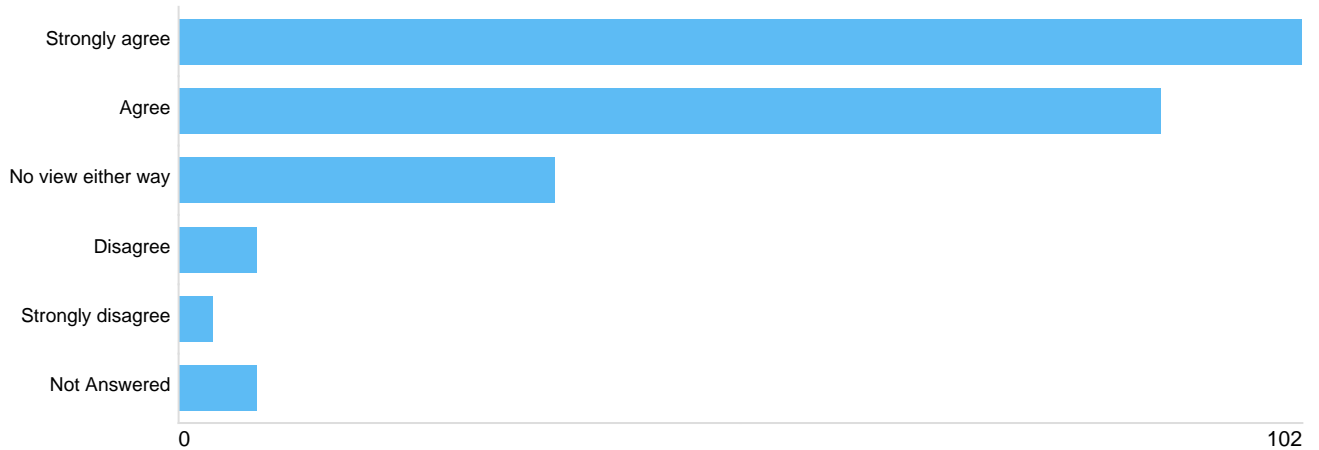
Option	Total	Percent
Strongly agree	90	37.19%
Agree	107	44.21%
No view either way	31	12.81%
Disagree	10	4.13%
Strongly disagree	1	0.41%
Not Answered	3	1.24%

Support for the parking strategy - At 85% occupancy a car park is considered full



Option	Total	Percent
Strongly agree	54	22.31%
Agree	75	30.99%
No view either way	39	16.12%
Disagree	57	23.55%
Strongly disagree	11	4.55%
Not Answered	6	2.48%

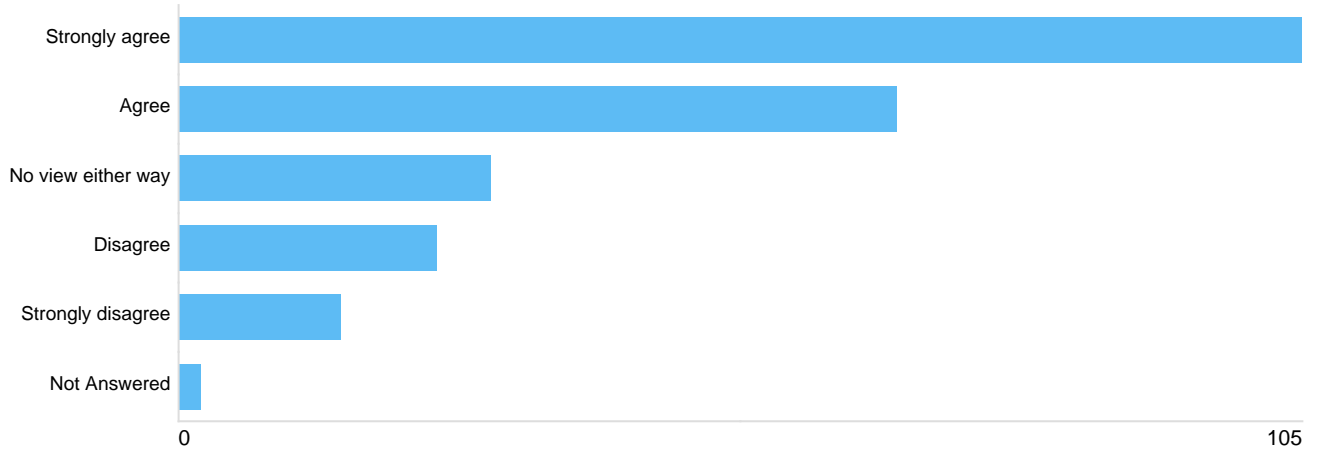
Support for the parking strategy - Pricing of car parking and promotion needs to be 'intelligent'





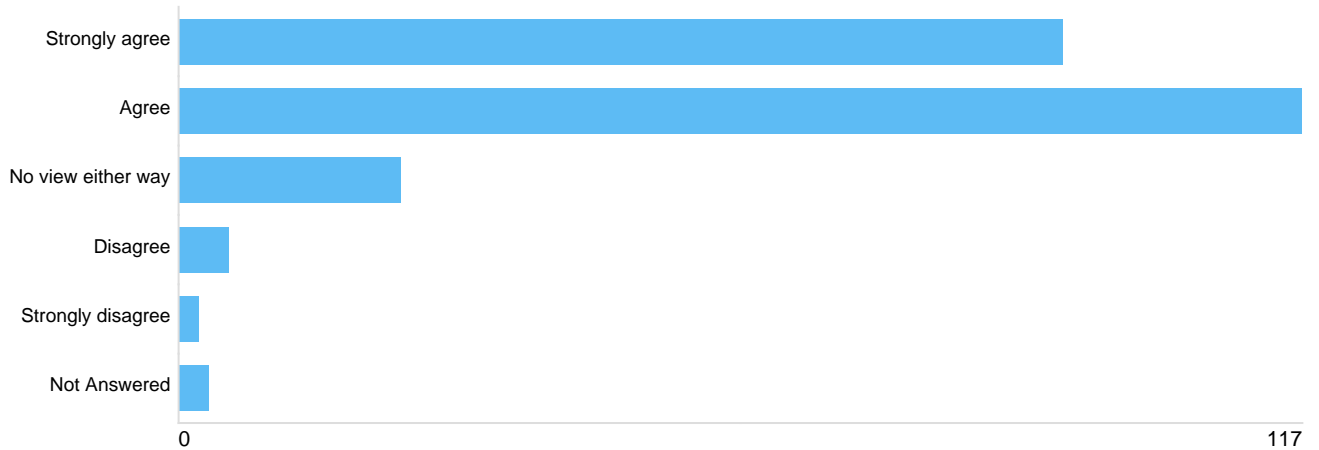
Option	Total	Percent
Strongly agree	102	42.15%
Agree	89	36.78%
No view either way	34	14.05%
Disagree	7	2.89%
Strongly disagree	3	1.24%
Not Answered	7	2.89%

Support for the parking strategy - Park & Ride services are a fundamental part of the parking provision



Option	Total	Percent
Strongly agree	105	43.39%
Agree	67	27.69%
No view either way	29	11.98%
Disagree	24	9.92%
Strongly disagree	15	6.20%
Not Answered	2	0.83%

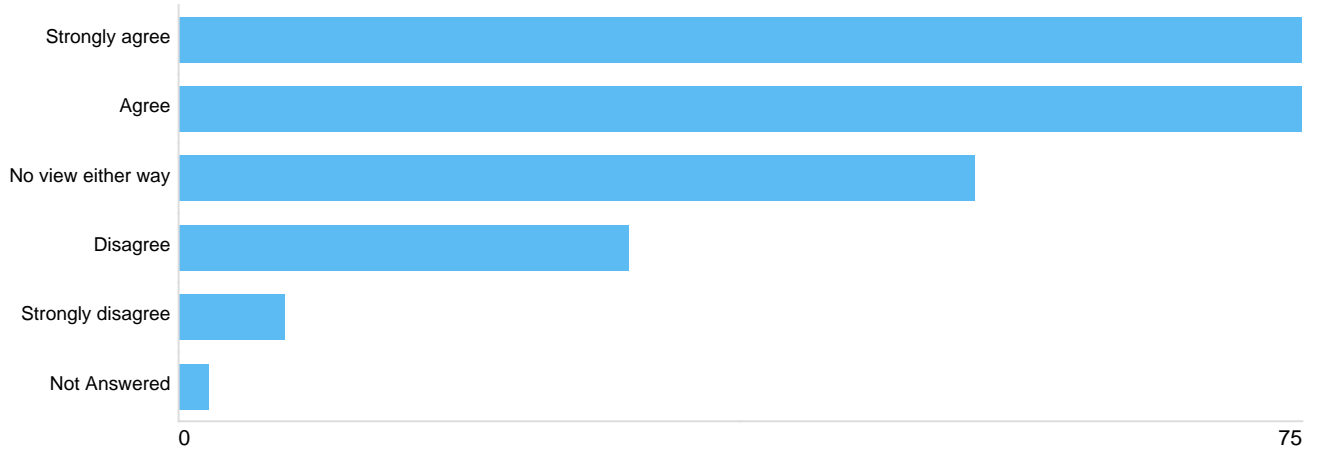
Support for the parking strategy - On street parking issues need to be kept under review





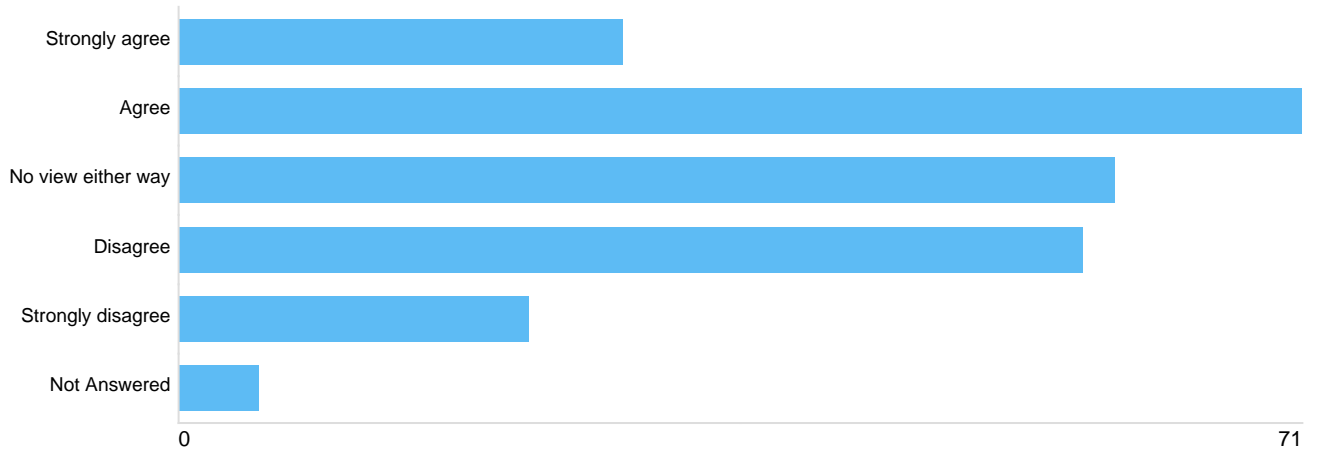
Option	Total	Percent
Strongly agree	92	38.02%
Agree	117	48.35%
No view either way	23	9.50%
Disagree	5	2.07%
Strongly disagree	2	0.83%
Not Answered	3	1.24%

Support for the parking strategy - Marketing / promotion of car parking needs to be improved



Option	Total	Percent
Strongly agree	75	30.99%
Agree	75	30.99%
No view either way	53	21.90%
Disagree	30	12.40%
Strongly disagree	7	2.89%
Not Answered	2	0.83%

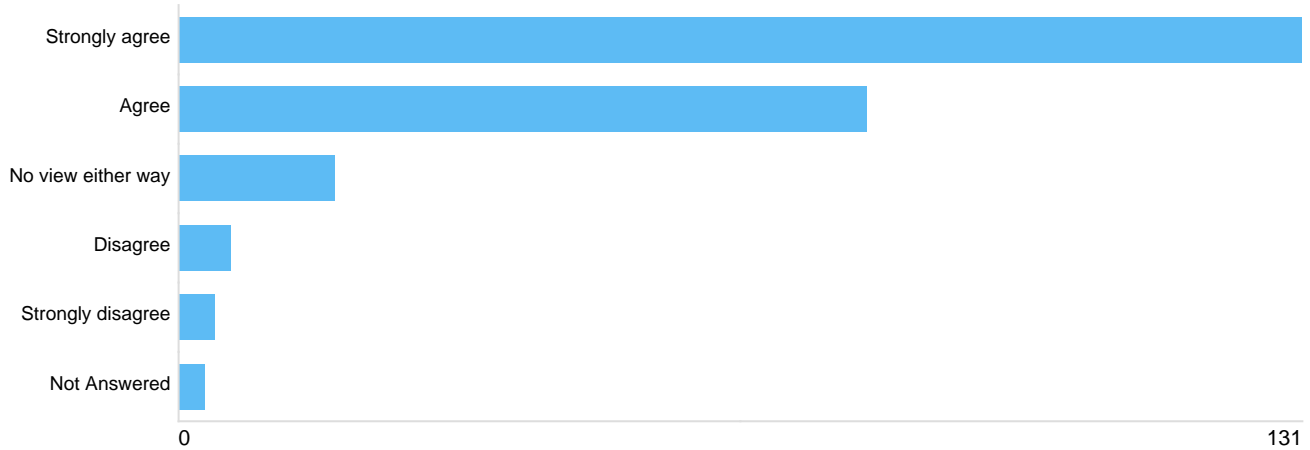
Support for the parking strategy - Traffic signing is a useful tool, but has limited influence





Option	Total	Percent
Strongly agree	28	11.57%
Agree	71	29.34%
No view either way	59	24.38%
Disagree	57	23.55%
Strongly disagree	22	9.09%
Not Answered	5	2.07%

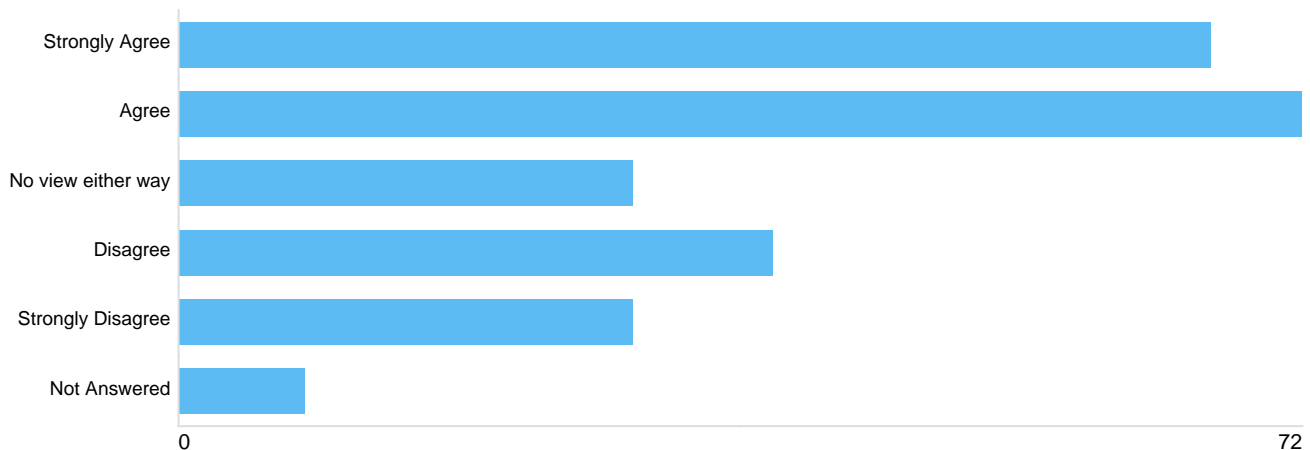
Support for the parking strategy - Car park users expect charges to be reasonable and proportionate



Option	Total	Percent
Strongly agree	131	54.13%
Agree	80	33.06%
No view either way	18	7.44%
Disagree	6	2.48%
Strongly disagree	4	1.65%
Not Answered	3	1.24%

Question 4: What are your views on the Strategic approach for Winchester town?

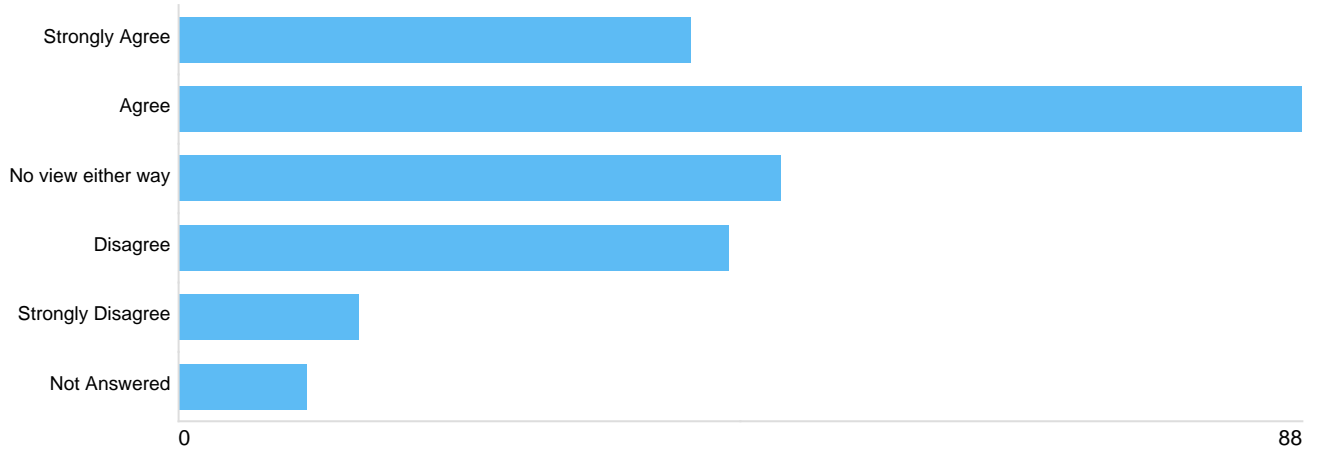
approach winchester - I support Statement 1 above





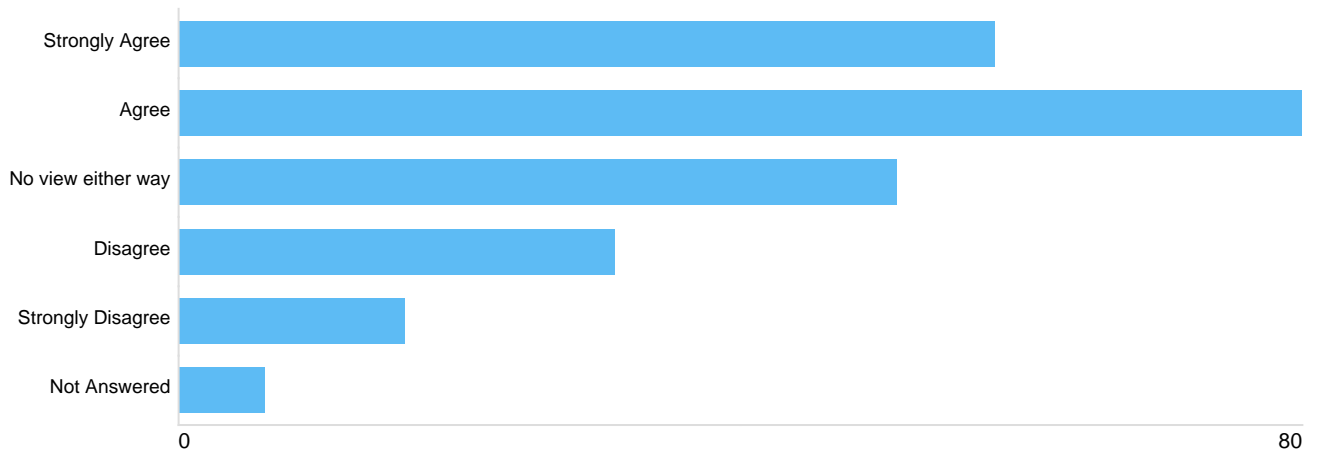
Option	Total	Percent
Strongly Agree	66	27.27%
Agree	72	29.75%
No view either way	29	11.98%
Disagree	38	15.70%
Strongly Disagree	29	11.98%
Not Answered	8	3.31%

approach winchester - I support Statement 2 above



Option	Total	Percent
Strongly Agree	40	16.53%
Agree	88	36.36%
No view either way	47	19.42%
Disagree	43	17.77%
Strongly Disagree	14	5.79%
Not Answered	10	4.13%

approach winchester - I support Statement 3 above

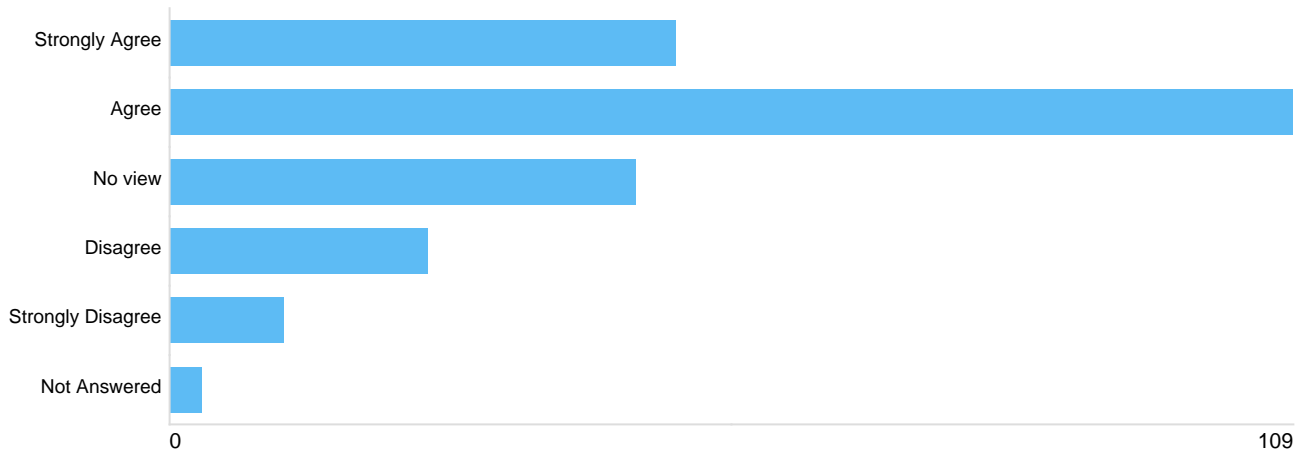




Option	Total	Percent
Strongly Agree	58	23.97%
Agree	80	33.06%
No view either way	51	21.07%
Disagree	31	12.81%
Strongly Disagree	16	6.61%
Not Answered	6	2.48%

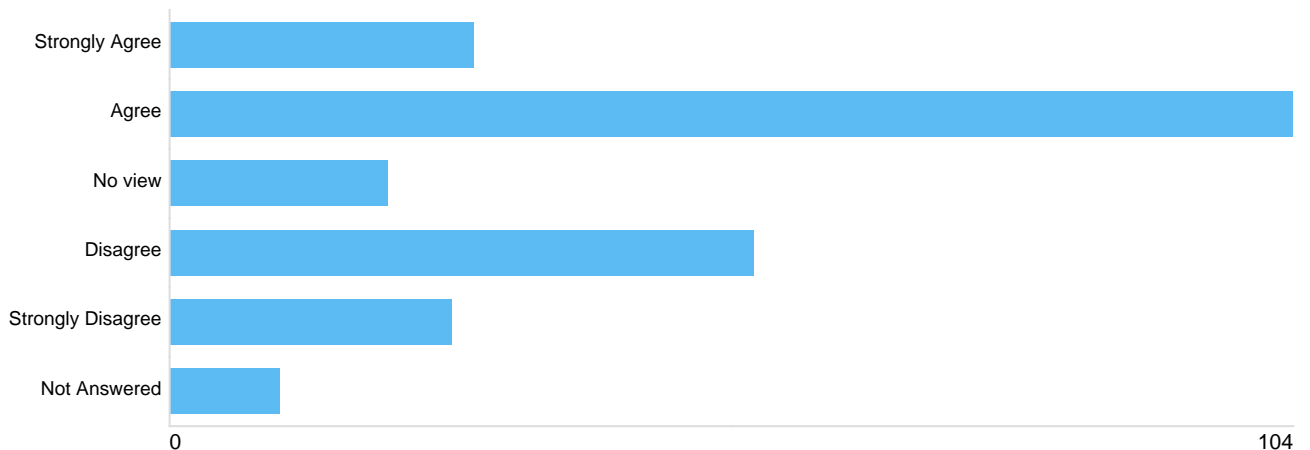
Question 5: What are your views on parking charges?

parking charges views - The 'three-ring' approach to charging is correct



Option	Total	Percent
Strongly Agree	49	20.25%
Agree	109	45.04%
No view	45	18.60%
Disagree	25	10.33%
Strongly Disagree	11	4.55%
Not Answered	3	1.24%

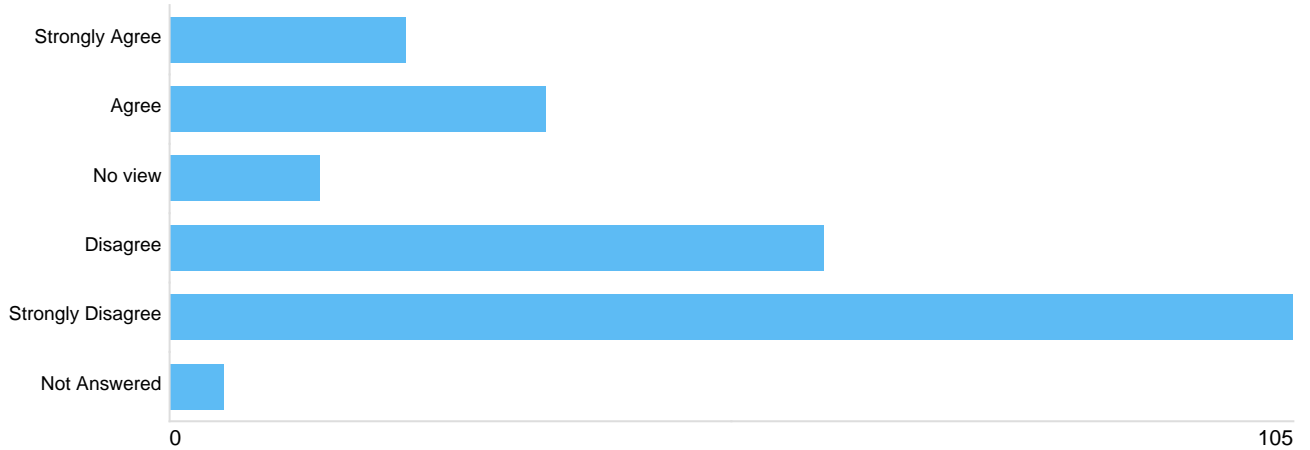
parking charges views - The levels of charges are reasonable





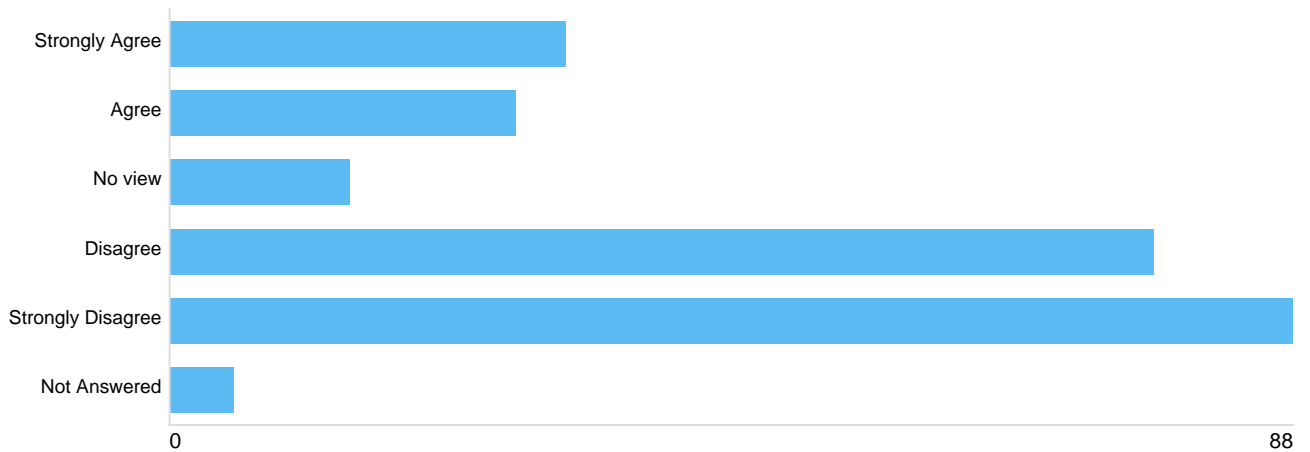
Option	Total	Percent
Strongly Agree	28	11.57%
Agree	104	42.98%
No view	20	8.26%
Disagree	54	22.31%
Strongly Disagree	26	10.74%
Not Answered	10	4.13%

parking charges views - Central car parks should charge on Sunday



Option	Total	Percent
Strongly Agree	22	9.09%
Agree	35	14.46%
No view	14	5.79%
Disagree	61	25.21%
Strongly Disagree	105	43.39%
Not Answered	5	2.07%

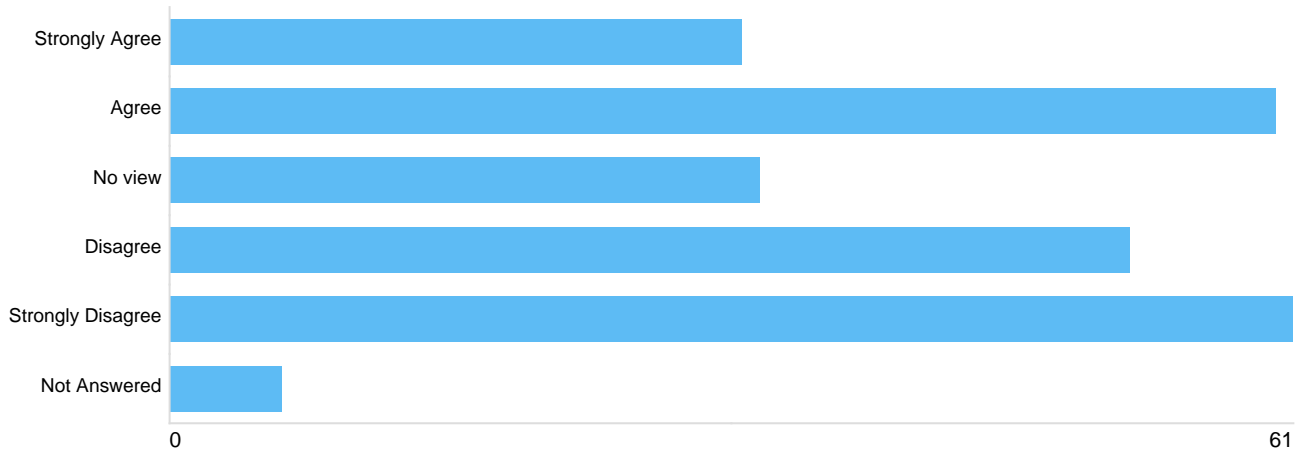
parking charges views - Charges should be increased to encourage users to park away from the town centres





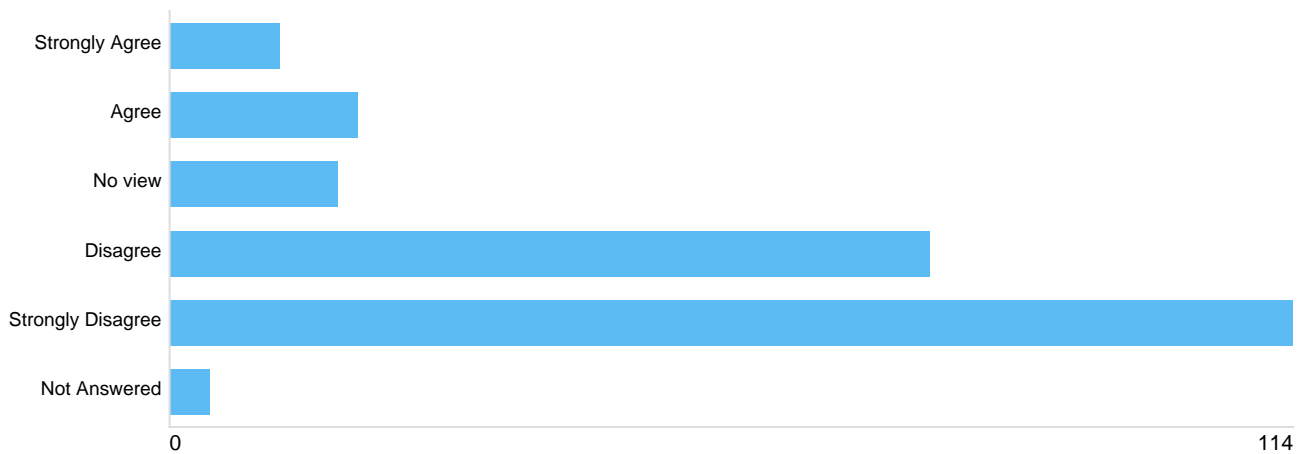
Option	Total	Percent
Strongly Agree	31	12.81%
Agree	27	11.16%
No view	14	5.79%
Disagree	77	31.82%
Strongly Disagree	88	36.36%
Not Answered	5	2.07%

parking charges views - There would be support for Sunday charges if Park & Ride was running and free of charge



Option	Total	Percent
Strongly Agree	31	12.81%
Agree	60	24.79%
No view	32	13.22%
Disagree	52	21.49%
Strongly Disagree	61	25.21%
Not Answered	6	2.48%

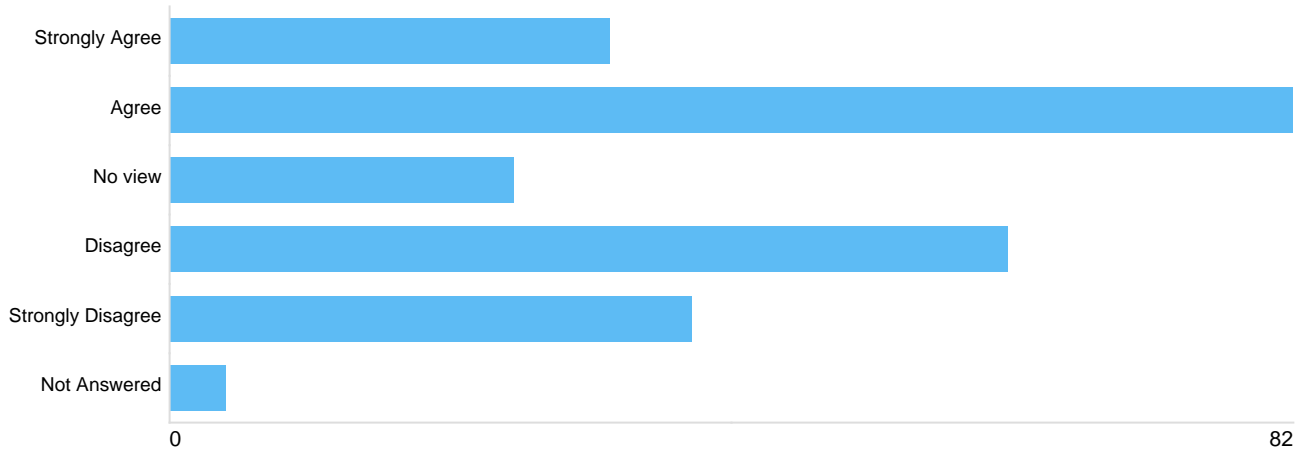
parking charges views - Central car parks should charge during the evenings





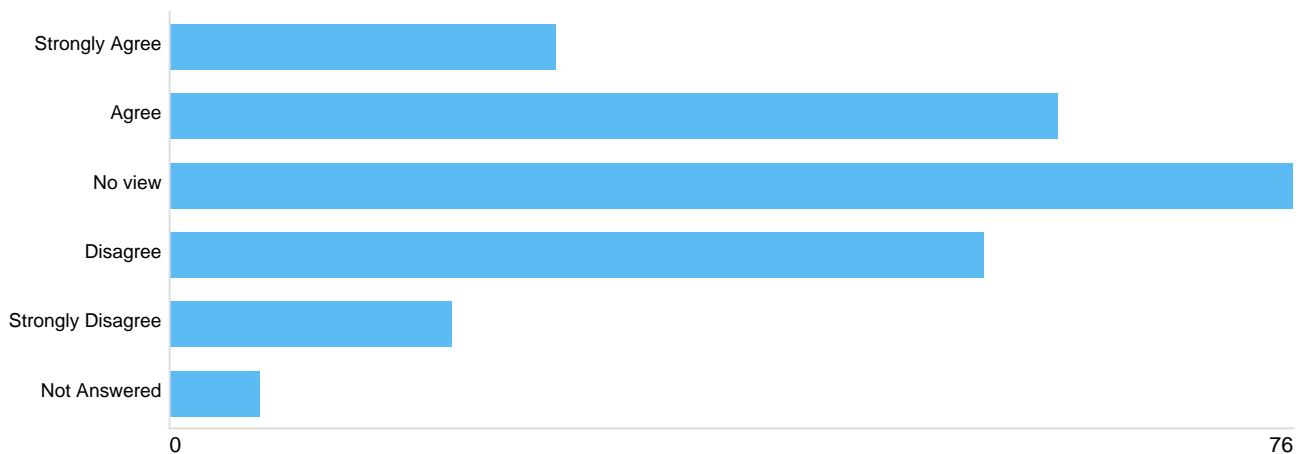
Option	Total	Percent
Strongly Agree	11	4.55%
Agree	19	7.85%
No view	17	7.02%
Disagree	77	31.82%
Strongly Disagree	114	47.11%
Not Answered	4	1.65%

parking charges views - Parking in towns should not be limited by time (short stay only) but pricing should reflect premium locations



Option	Total	Percent
Strongly Agree	32	13.22%
Agree	82	33.88%
No view	25	10.33%
Disagree	61	25.21%
Strongly Disagree	38	15.70%
Not Answered	4	1.65%

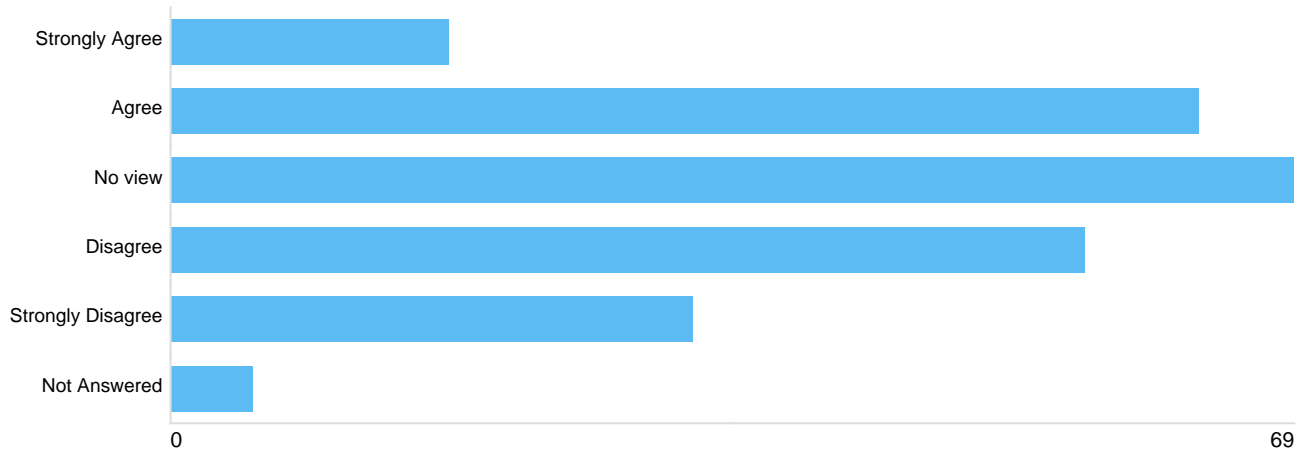
parking charges views - There should be more significant differences between the different pricing 'rings'





Option	Total	Percent
Strongly Agree	26	10.74%
Agree	60	24.79%
No view	76	31.40%
Disagree	55	22.73%
Strongly Disagree	19	7.85%
Not Answered	6	2.48%

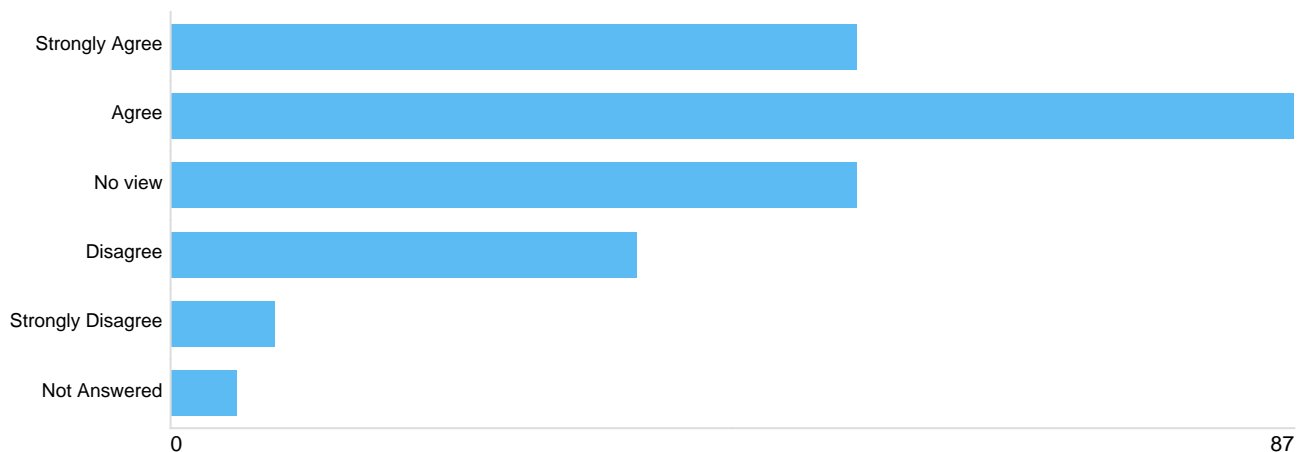
parking charges views - Some prices could increase, but only if other charges decreased



Option	Total	Percent
Strongly Agree	17	7.02%
Agree	63	26.03%
No view	69	28.51%
Disagree	56	23.14%
Strongly Disagree	32	13.22%
Not Answered	5	2.07%

Question 6: Please give us your views on the following 'Signing' statements

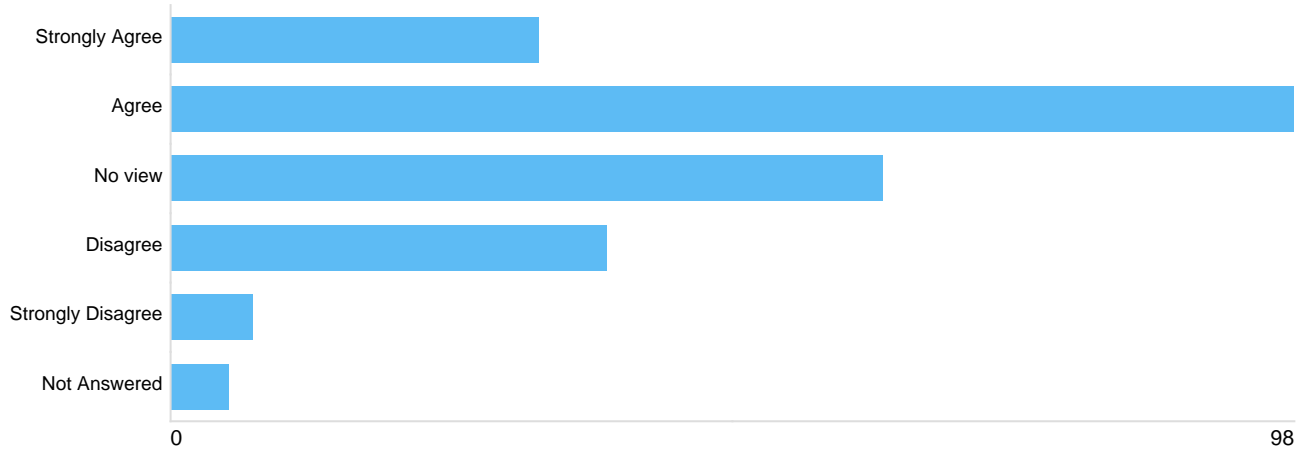
signing statements - A comprehensive review of all the car park signing is needed





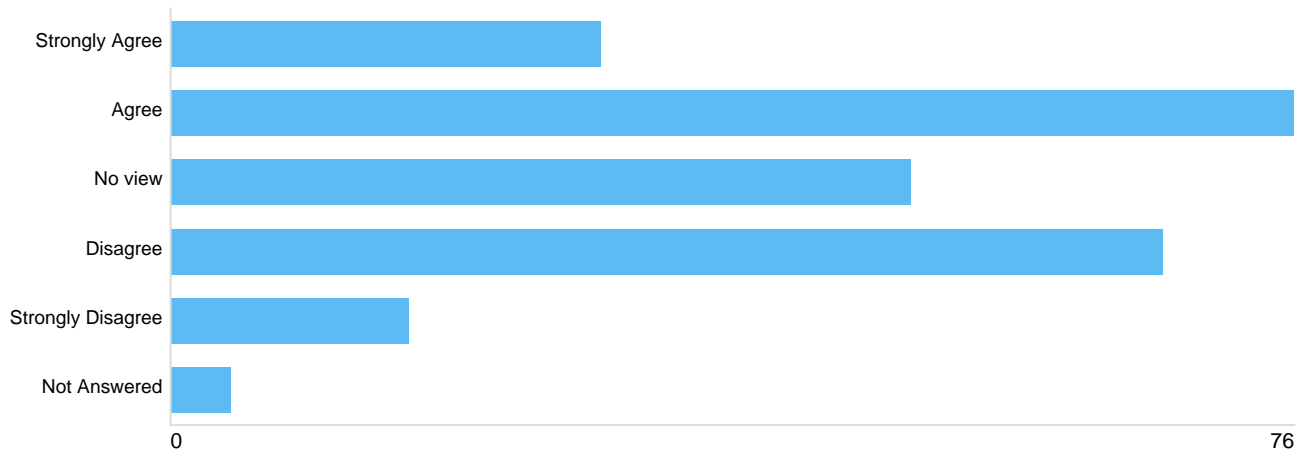
Option	Total	Percent
Strongly Agree	53	21.90%
Agree	87	35.95%
No view	53	21.90%
Disagree	36	14.88%
Strongly Disagree	8	3.31%
Not Answered	5	2.07%

signing statements - VMS signs are always useful to help find a parking space



Option	Total	Percent
Strongly Agree	32	13.22%
Agree	98	40.50%
No view	62	25.62%
Disagree	38	15.70%
Strongly Disagree	7	2.89%
Not Answered	5	2.07%

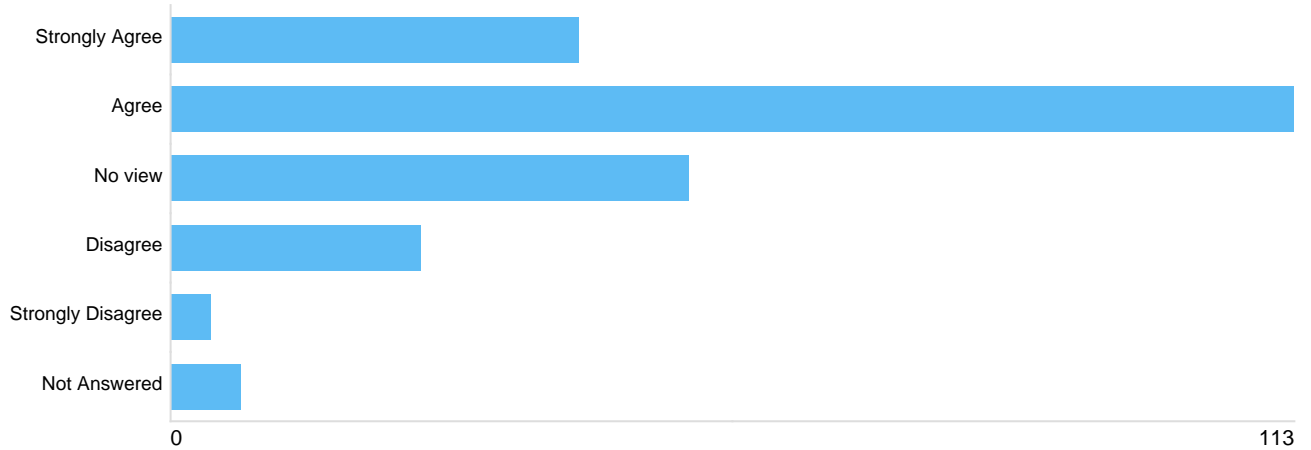
signing statements - We should dispense with the 'long/short' stay signing and sign according to the price charged





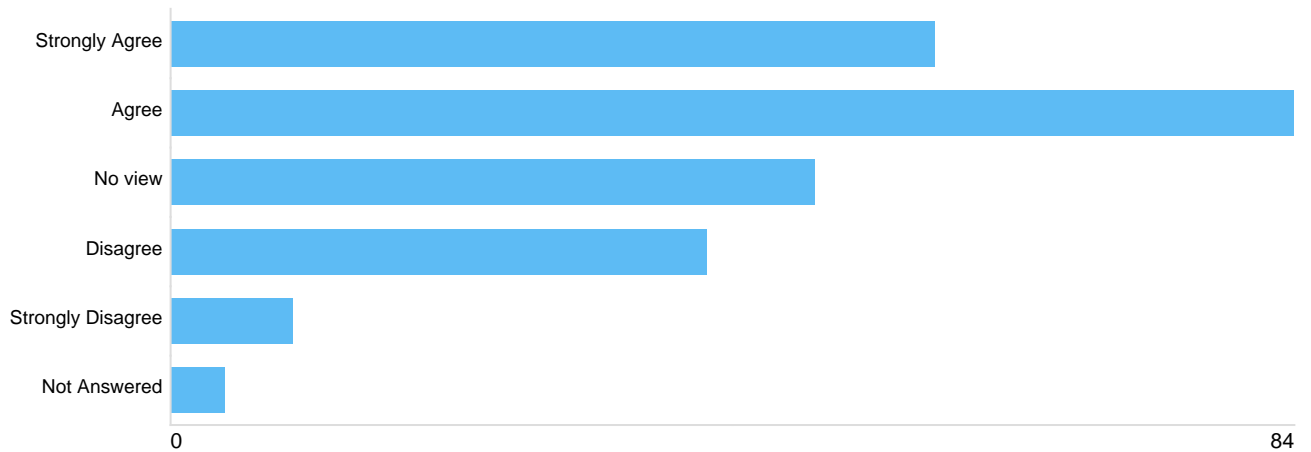
Option	Total	Percent
Strongly Agree	29	11.98%
Agree	76	31.40%
No view	50	20.66%
Disagree	67	27.69%
Strongly Disagree	16	6.61%
Not Answered	4	1.65%

signing statements - Most users take no notice of signs, and habitually use the same car parks



Option	Total	Percent
Strongly Agree	41	16.94%
Agree	113	46.69%
No view	52	21.49%
Disagree	25	10.33%
Strongly Disagree	4	1.65%
Not Answered	7	2.89%

signing statements - It would be right for the Council to invest in new technology to assist parking choices

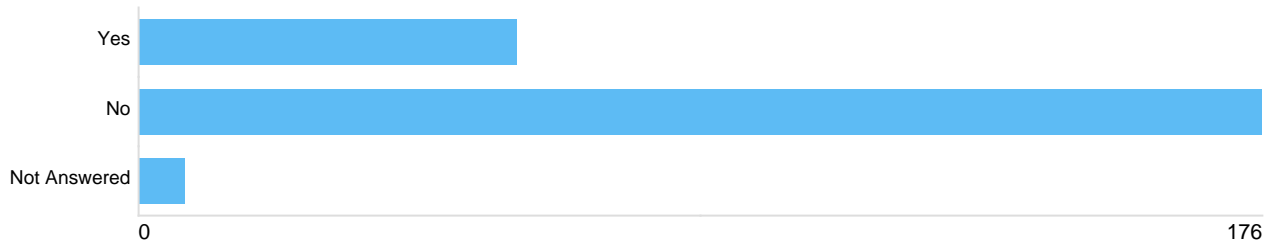




Option	Total	Percent
Strongly Agree	57	23.55%
Agree	84	34.71%
No view	48	19.83%
Disagree	40	16.53%
Strongly Disagree	9	3.72%
Not Answered	4	1.65%

Question 7: Based on the 'Occupancy' rates do you think we are providing sufficient car parking in the right places

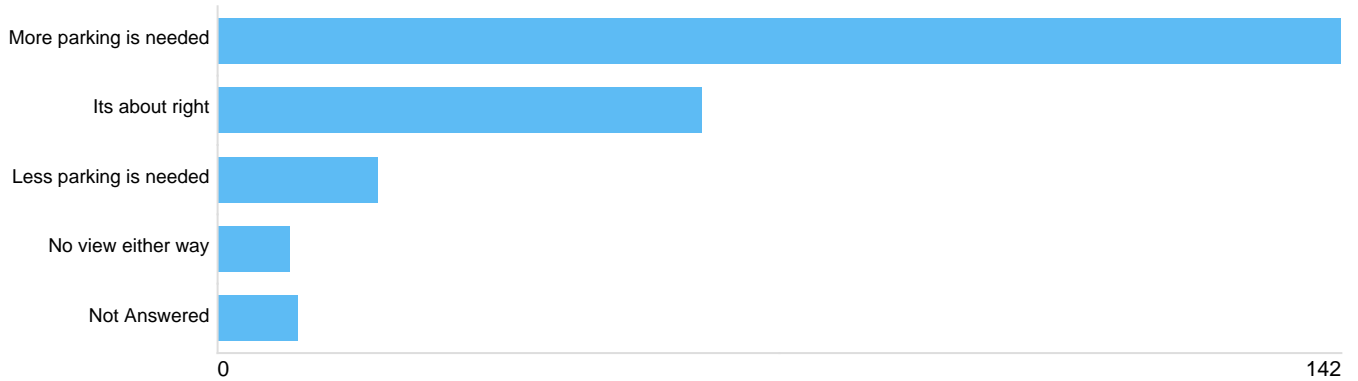
parking sufficient?



Option	Total	Percent
Yes	59	24.38%
No	176	72.73%
Not Answered	7	2.89%

Question 8: What are your views on the capacity of our car parking areas

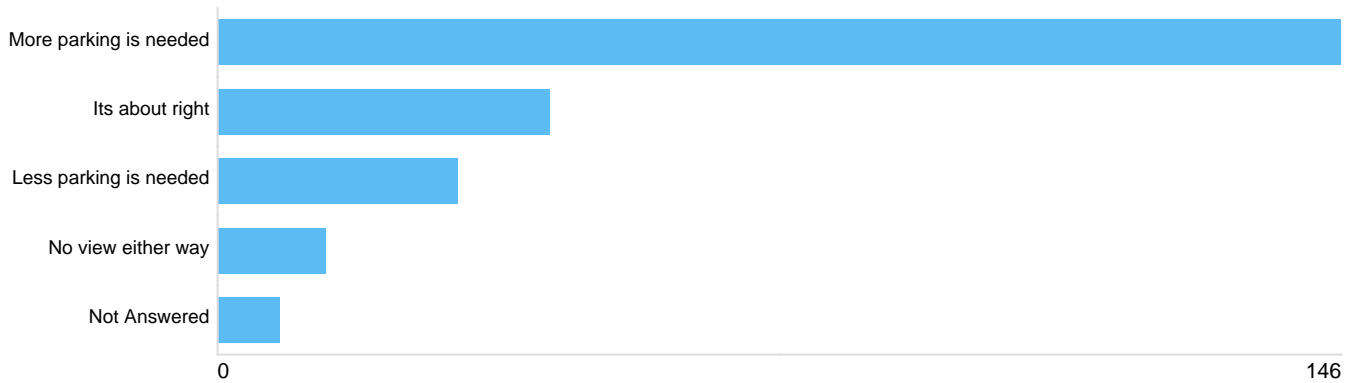
parking provision - Overall parking provision





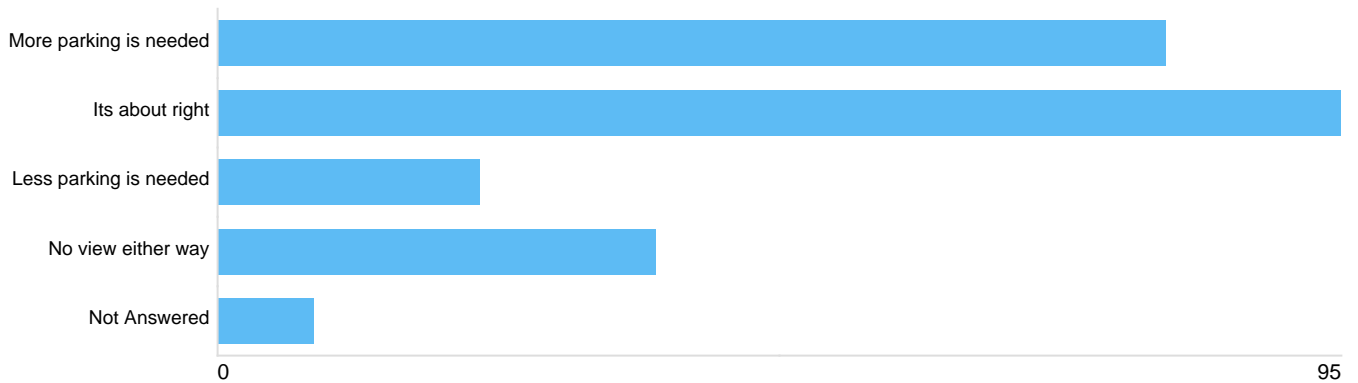
Option	Total	Percent
More parking is needed	142	58.68%
Its about right	61	25.21%
Less parking is needed	20	8.26%
No view either way	9	3.72%
Not Answered	10	4.13%

parking provision - Parking provision in the 'Shopping Quarter'



Option	Total	Percent
More parking is needed	146	60.33%
Its about right	43	17.77%
Less parking is needed	31	12.81%
No view either way	14	5.79%
Not Answered	8	3.31%

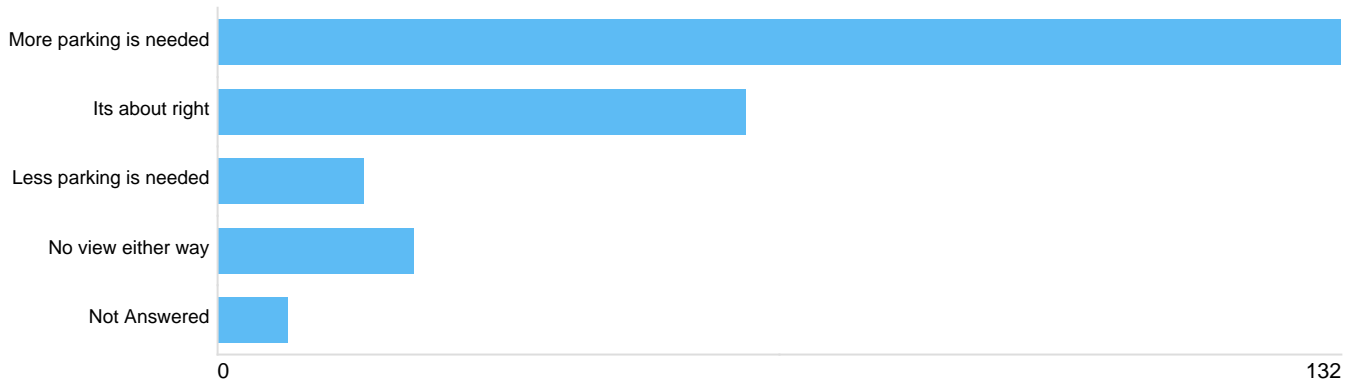
parking provision - Parking provision in the 'Northern Quarter'





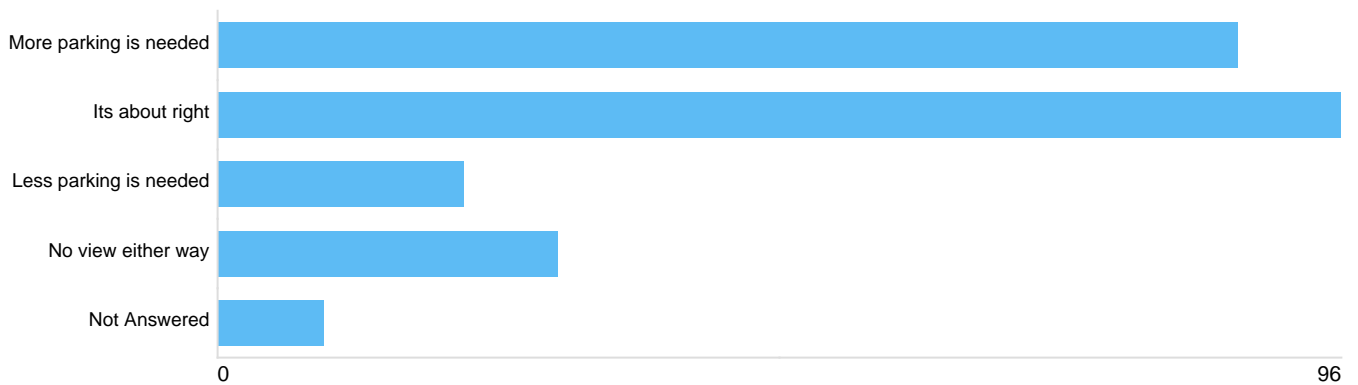
Option	Total	Percent
More parking is needed	80	33.06%
Its about right	95	39.26%
Less parking is needed	22	9.09%
No view either way	37	15.29%
Not Answered	8	3.31%

parking provision - Parking provision in the 'Station Quarter'



Option	Total	Percent
More parking is needed	132	54.55%
Its about right	62	25.62%
Less parking is needed	17	7.02%
No view either way	23	9.50%
Not Answered	8	3.31%

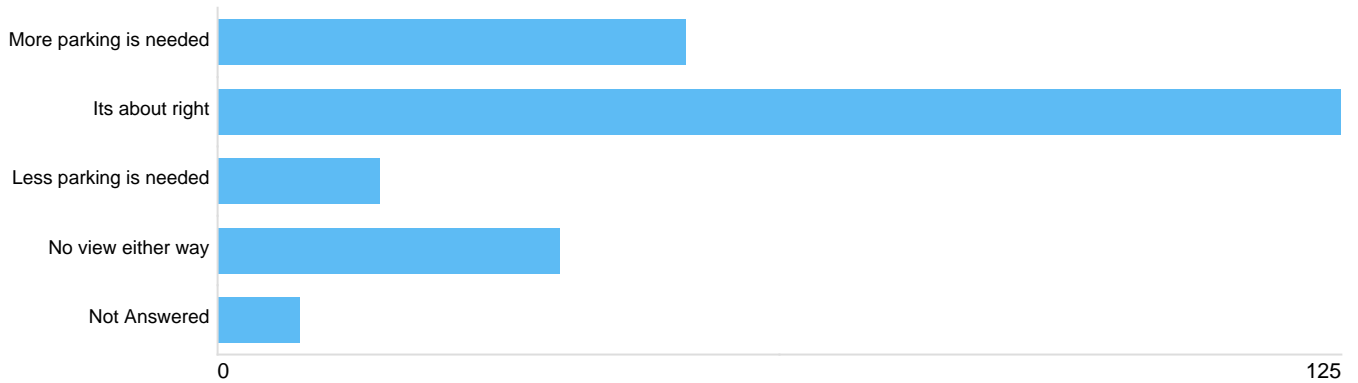
parking provision - Parking provision in the 'Chesil Quarter'





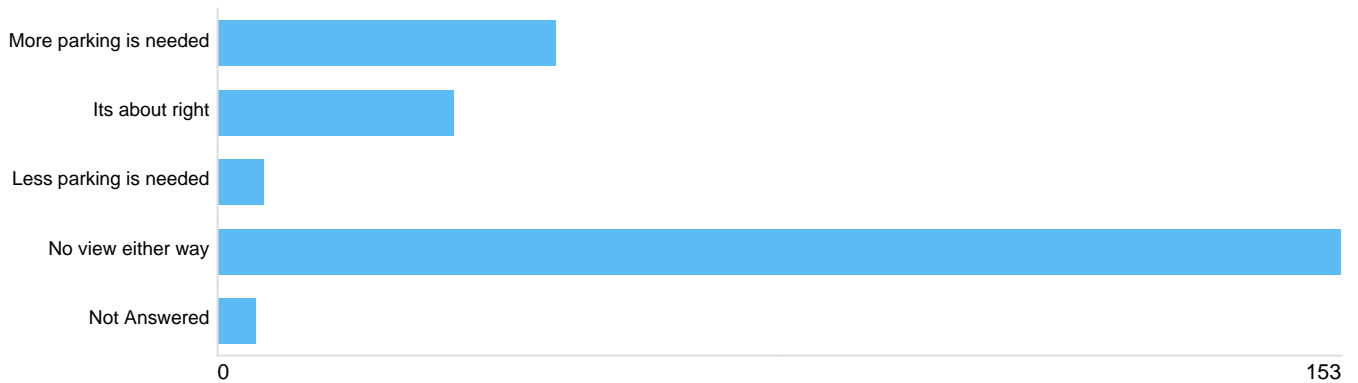
Option	Total	Percent
More parking is needed	87	35.95%
Its about right	96	39.67%
Less parking is needed	21	8.68%
No view either way	29	11.98%
Not Answered	9	3.72%

parking provision - Parking provision at the Park & Rides sites



Option	Total	Percent
More parking is needed	52	21.49%
Its about right	125	51.65%
Less parking is needed	18	7.44%
No view either way	38	15.70%
Not Answered	9	3.72%

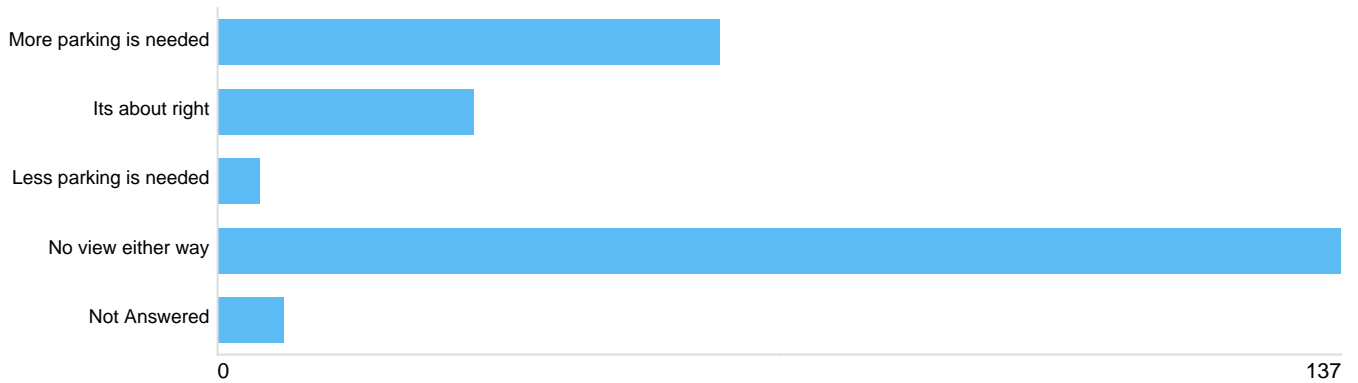
parking provision - Parking provision in Wickham






Option	Total	Percent
More parking is needed	46	19.01%
Its about right	32	13.22%
Less parking is needed	6	2.48%
No view either way	153	63.22%
Not Answered	5	2.07%

parking provision - Parking provision in New Alresford



Option	Total	Percent
More parking is needed	61	25.21%
Its about right	31	12.81%
Less parking is needed	5	2.07%
No view either way	137	56.61%
Not Answered	8	3.31%

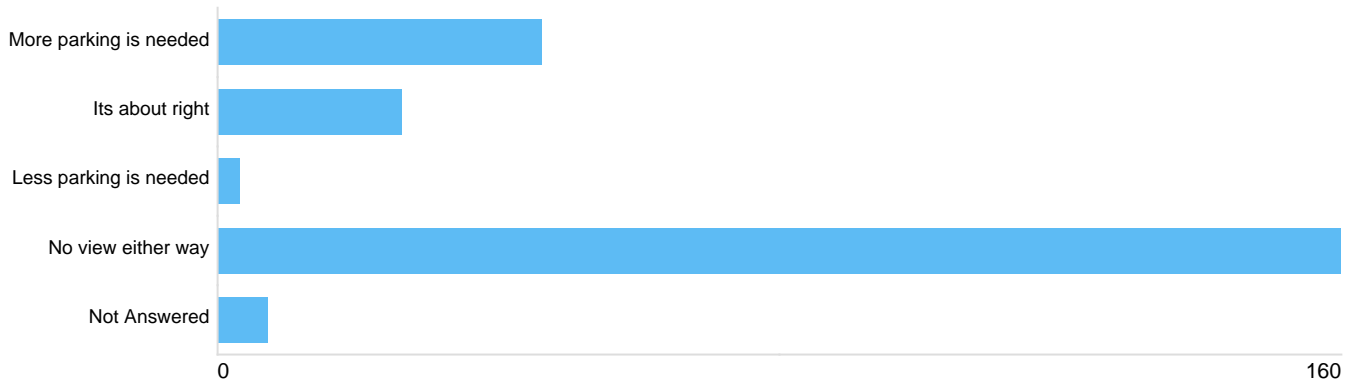
parking provision - Parking provision in Denmead






Option	Total	Percent
More parking is needed	13	5.37%
Its about right	28	11.57%
Less parking is needed	6	2.48%
No view either way	184	76.03%
Not Answered	11	4.55%

parking provision - Parking provision in Bishop's Waltham



Option	Total	Percent
More parking is needed	46	19.01%
Its about right	26	10.74%
Less parking is needed	3	1.24%
No view either way	160	66.12%
Not Answered	7	2.89%

parking provision - Parking provision in Whiteley

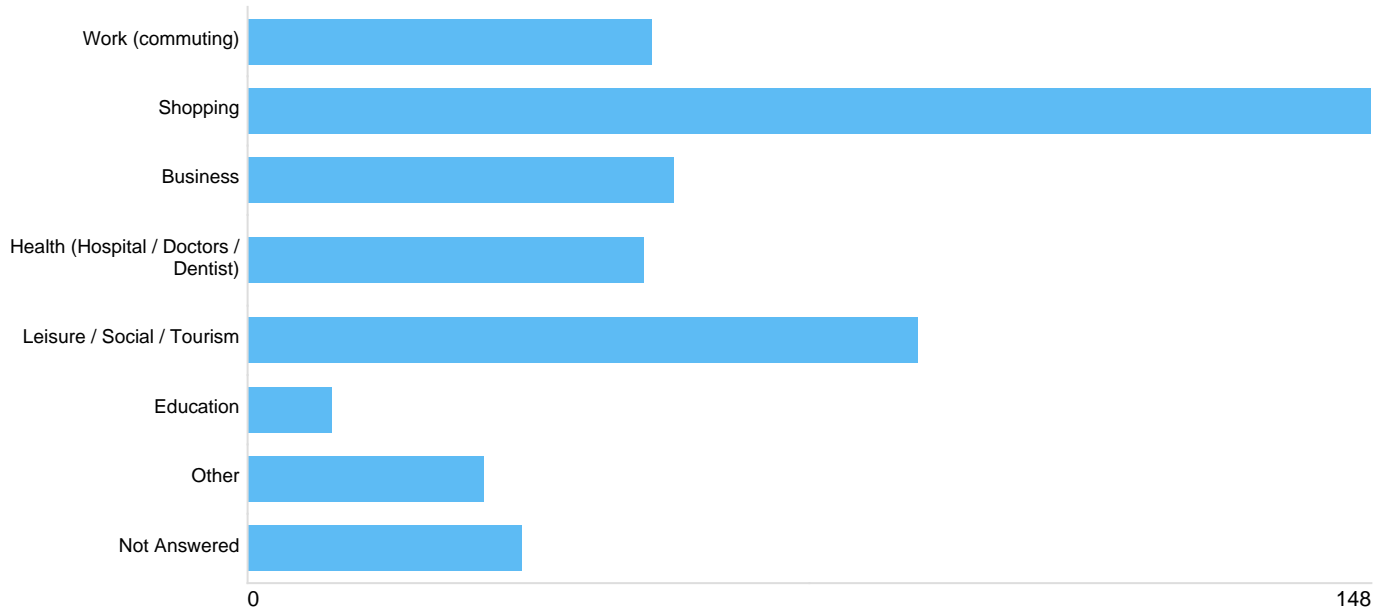




Option	Total	Percent
More parking is needed	33	13.64%
Its about right	35	14.46%
Less parking is needed	4	1.65%
No view either way	158	65.29%
Not Answered	12	4.96%

Question 9: Where and why do you park in Winchester District (tick all that apply)

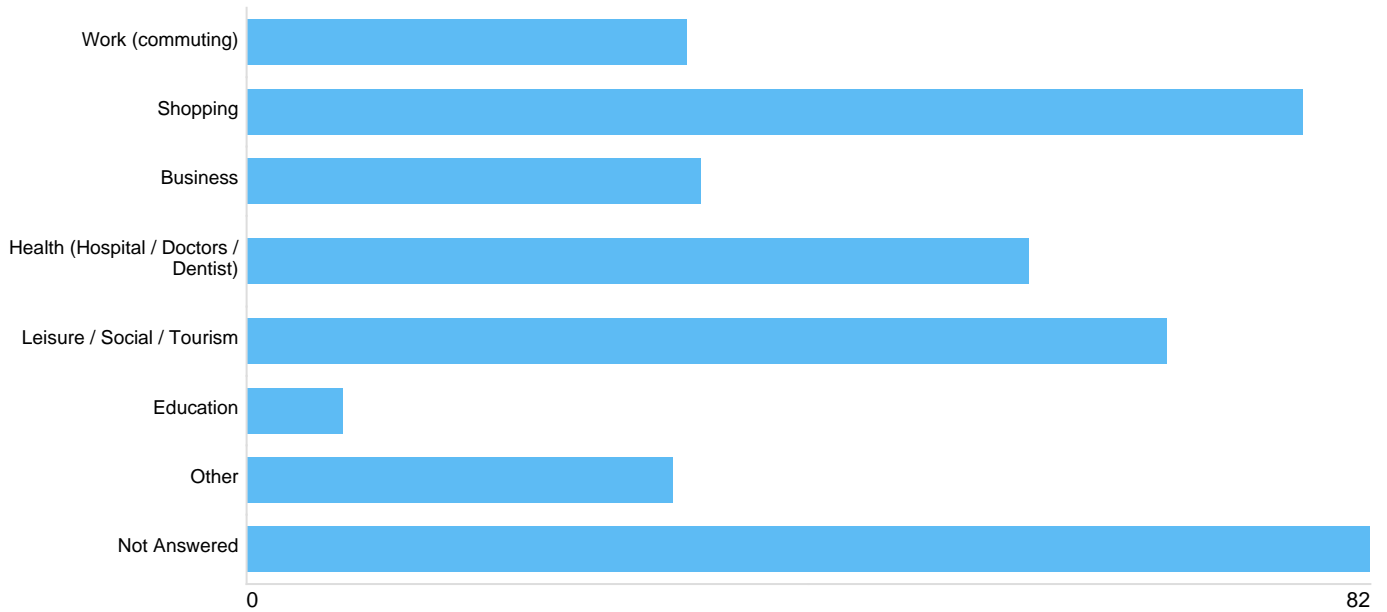
purpose - Winchester town - 'Centre'





Option	Total	Percent
Work (commuting)	53	21.90%
Shopping	148	61.16%
Business	56	23.14%
Health (Hospital / Doctors / Dentist)	52	21.49%
Leisure / Social / Tourism	88	36.36%
Education	11	4.55%
Other	31	12.81%
Not Answered	36	14.88%

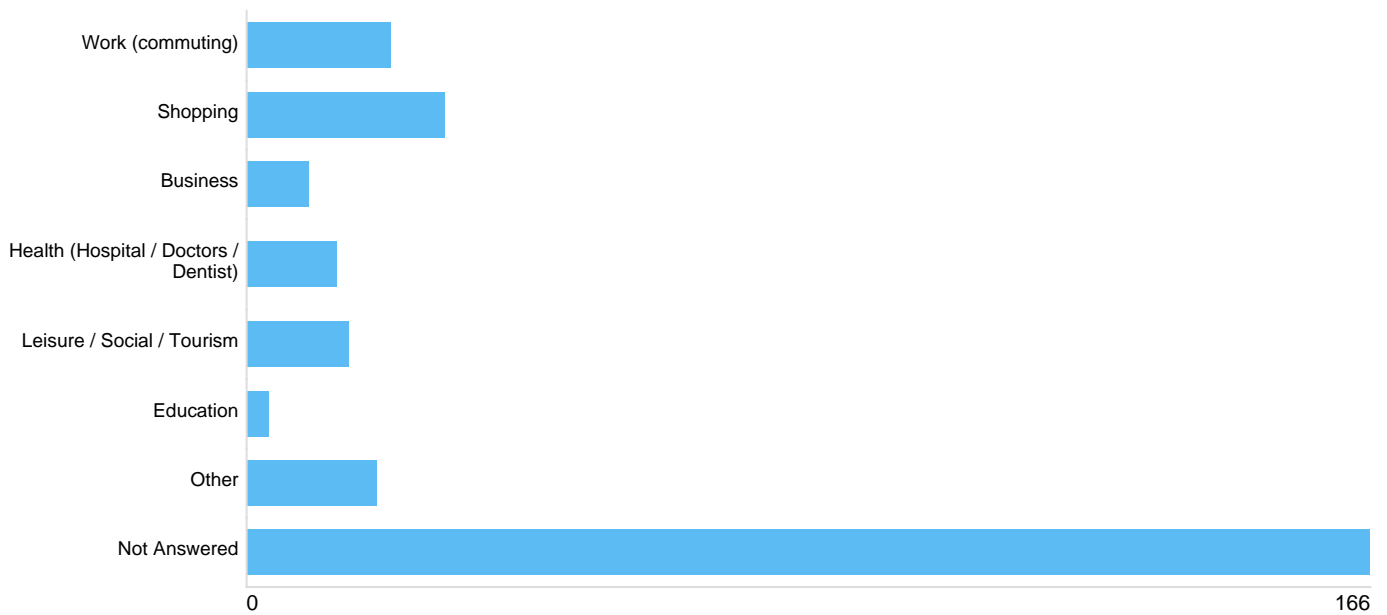
purpose - Winchester town - Other





Option	Total	Percent
Work (commuting)	32	13.22%
Shopping	77	31.82%
Business	33	13.64%
Health (Hospital / Doctors / Dentist)	57	23.55%
Leisure / Social / Tourism	67	27.69%
Education	7	2.89%
Other	31	12.81%
Not Answered	82	33.88%

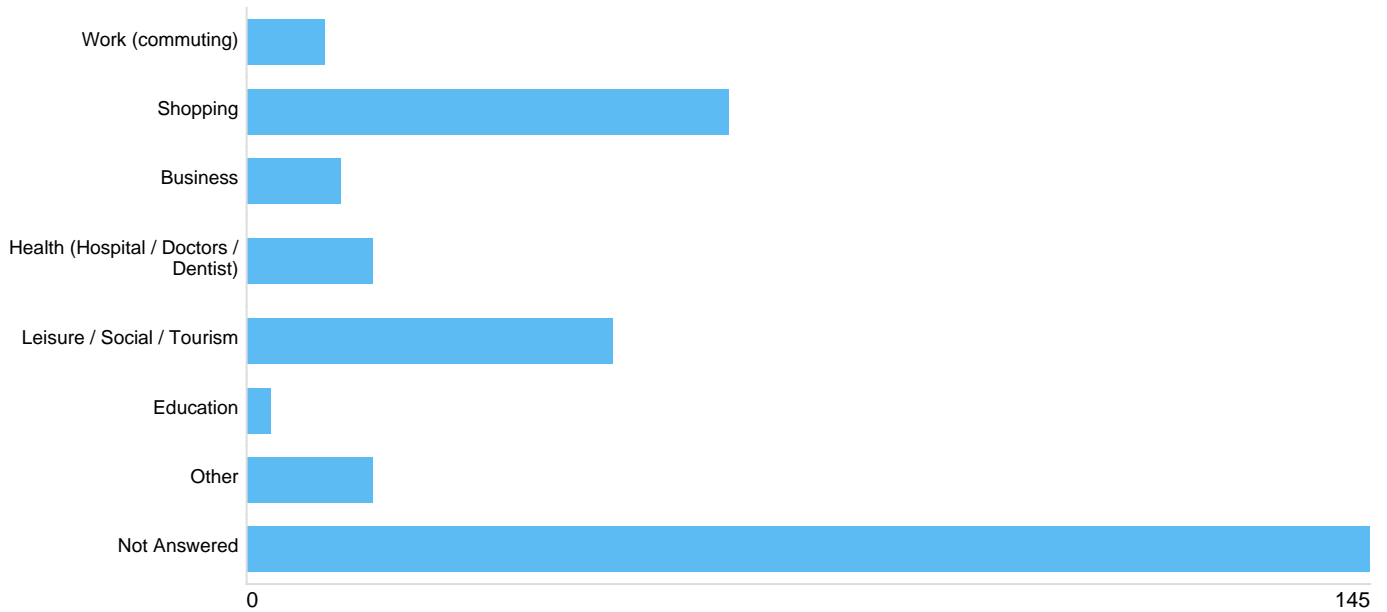
purpose - Winchester - Park & Ride





Option	Total	Percent
Work (commuting)	21	8.68%
Shopping	29	11.98%
Business	9	3.72%
Health (Hospital / Doctors / Dentist)	13	5.37%
Leisure / Social / Tourism	15	6.20%
Education	3	1.24%
Other	19	7.85%
Not Answered	166	68.60%

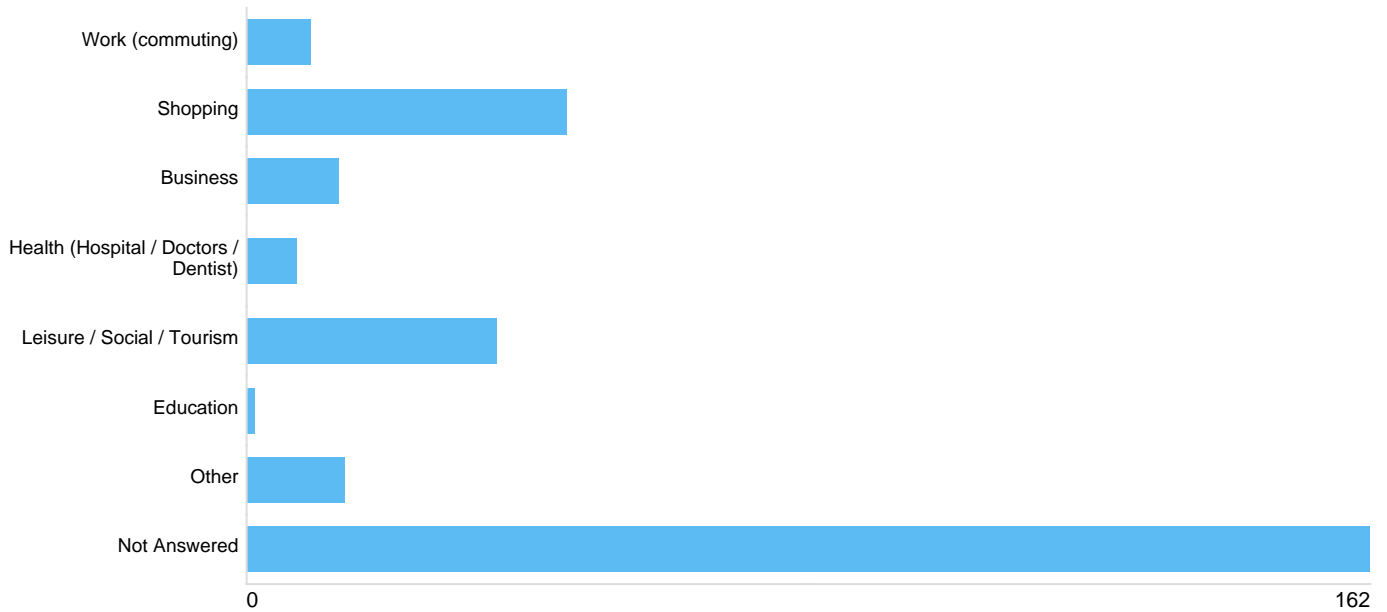
purpose - New Alresford





Option	Total	Percent
Work (commuting)	10	4.13%
Shopping	62	25.62%
Business	12	4.96%
Health (Hospital / Doctors / Dentist)	16	6.61%
Leisure / Social / Tourism	47	19.42%
Education	3	1.24%
Other	16	6.61%
Not Answered	145	59.92%

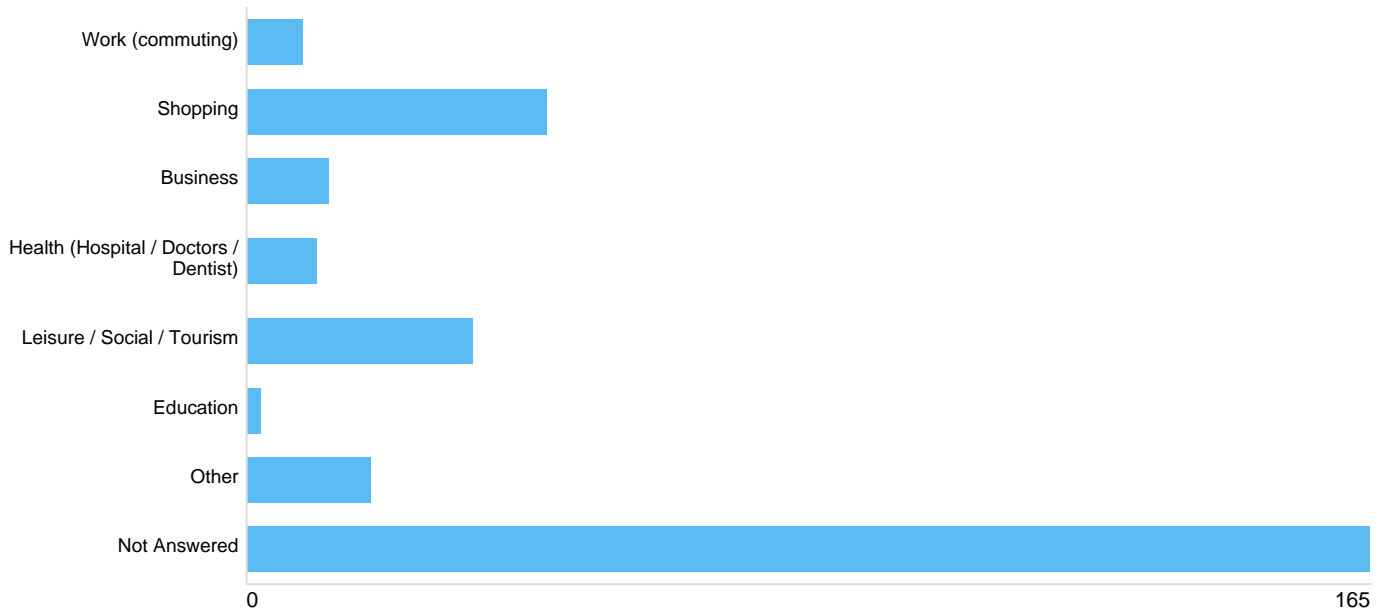
purpose - Wickham





Option	Total	Percent
Work (commuting)	9	3.72%
Shopping	46	19.01%
Business	13	5.37%
Health (Hospital / Doctors / Dentist)	7	2.89%
Leisure / Social / Tourism	36	14.88%
Education	1	0.41%
Other	14	5.79%
Not Answered	162	66.94%


purpose - Bishop's Waltham





Option	Total	Percent
Work (commuting)	8	3.31%
Shopping	44	18.18%
Business	12	4.96%
Health (Hospital / Doctors / Dentist)	10	4.13%
Leisure / Social / Tourism	33	13.64%
Education	2	0.83%
Other	18	7.44%
Not Answered	165	68.18%

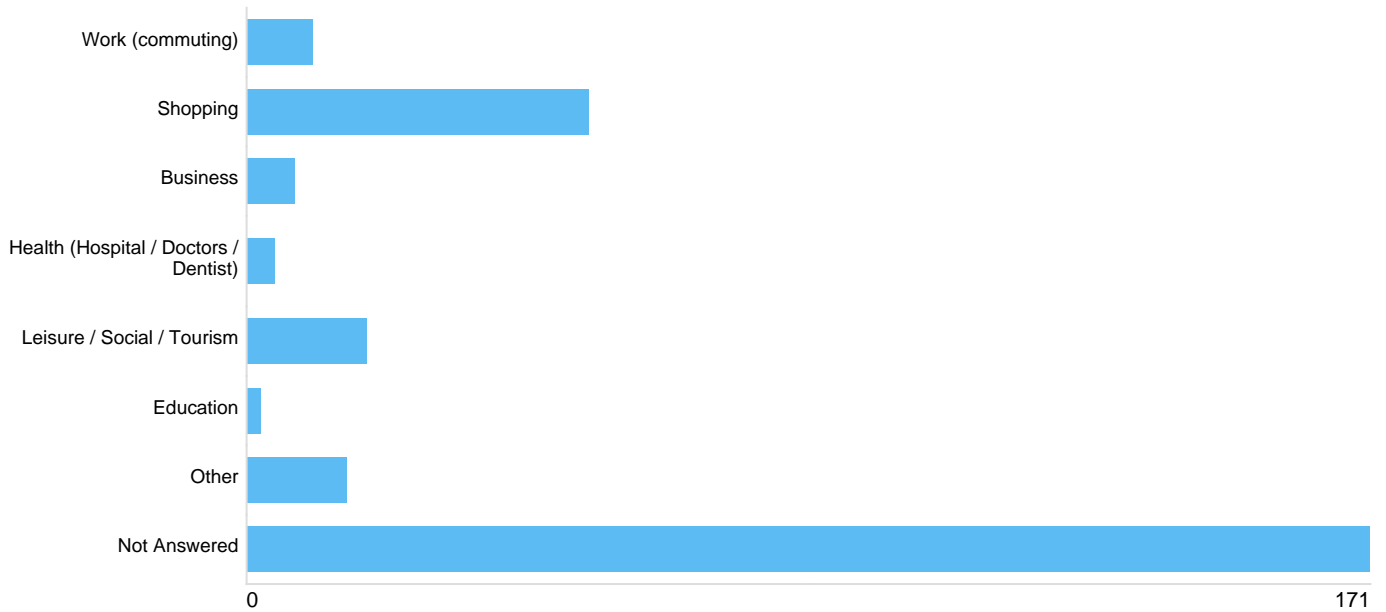
purpose - Denmead





Option	Total	Percent
Work (commuting)	4	1.65%
Shopping	10	4.13%
Business	3	1.24%
Health (Hospital / Doctors / Dentist)	0	0%
Leisure / Social / Tourism	10	4.13%
Education	0	0%
Other	18	7.44%
Not Answered	204	84.30%


purpose - Whiteley





Option	Total	Percent
Work (commuting)	10	4.13%
Shopping	52	21.49%
Business	7	2.89%
Health (Hospital / Doctors / Dentist)	4	1.65%
Leisure / Social / Tourism	18	7.44%
Education	2	0.83%
Other	15	6.20%
Not Answered	171	70.66%

purpose - Other location in District

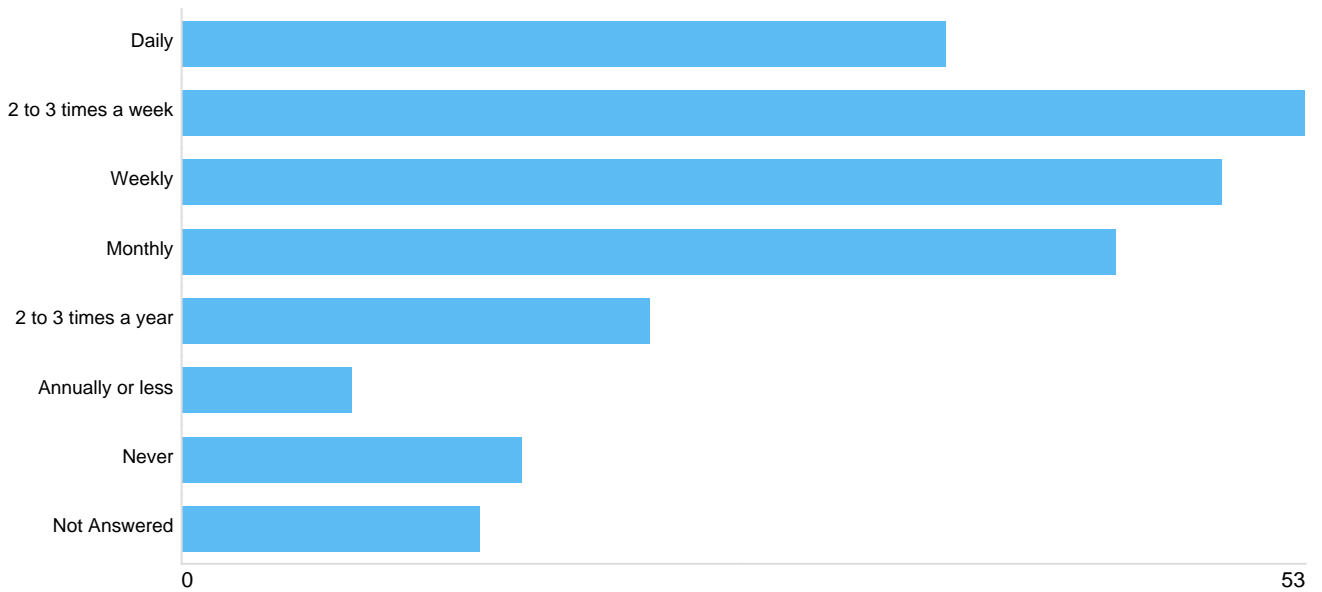




Option	Total	Percent
Work (commuting)	6	2.48%
Shopping	17	7.02%
Business	7	2.89%
Health (Hospital / Doctors / Dentist)	4	1.65%
Leisure / Social / Tourism	16	6.61%
Education	3	1.24%
Other	21	8.68%
Not Answered	196	80.99%

Question 10: How often & where do you park in Winchester?

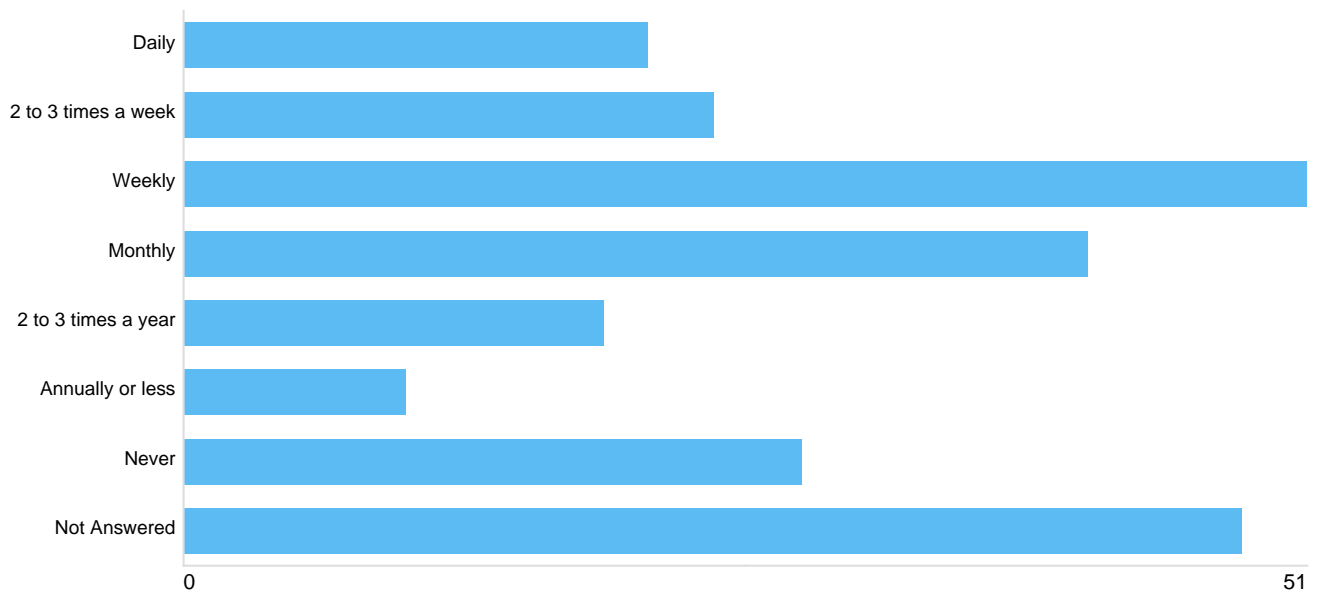
Parking habits - Winchester town 'Centre'





Option	Total	Percent
Daily	36	14.88%
2 to 3 times a week	53	21.90%
Weekly	49	20.25%
Monthly	44	18.18%
2 to 3 times a year	22	9.09%
Annually or less	8	3.31%
Never	16	6.61%
Not Answered	14	5.79%

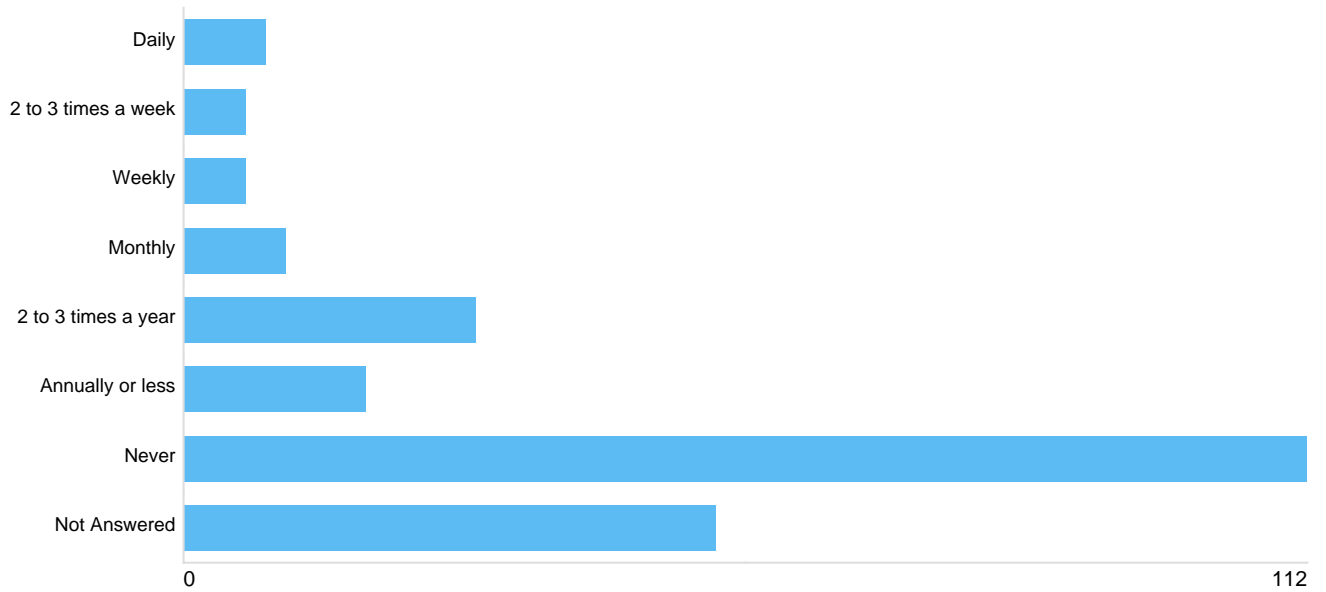
Parking habits - Winchester town - other





Option	Total	Percent
Daily	21	8.68%
2 to 3 times a week	24	9.92%
Weekly	51	21.07%
Monthly	41	16.94%
2 to 3 times a year	19	7.85%
Annually or less	10	4.13%
Never	28	11.57%
Not Answered	48	19.83%

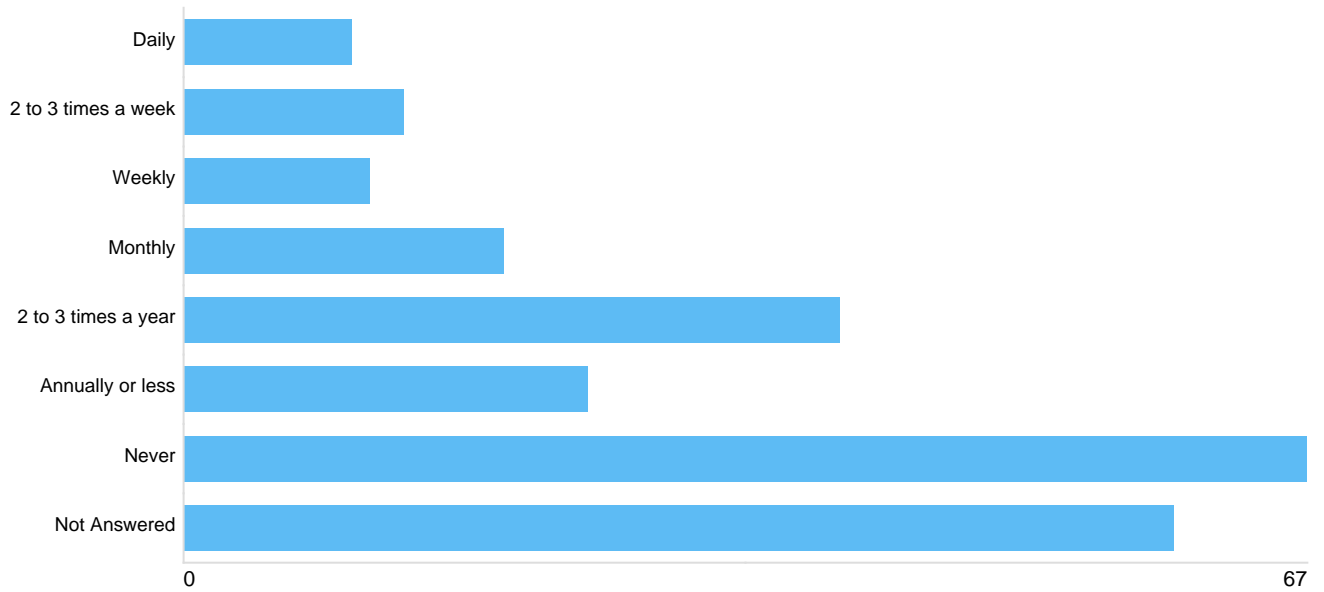
Parking habits - Winchester - Park & Ride





Option	Total	Percent
Daily	8	3.31%
2 to 3 times a week	6	2.48%
Weekly	6	2.48%
Monthly	10	4.13%
2 to 3 times a year	29	11.98%
Annually or less	18	7.44%
Never	112	46.28%
Not Answered	53	21.90%

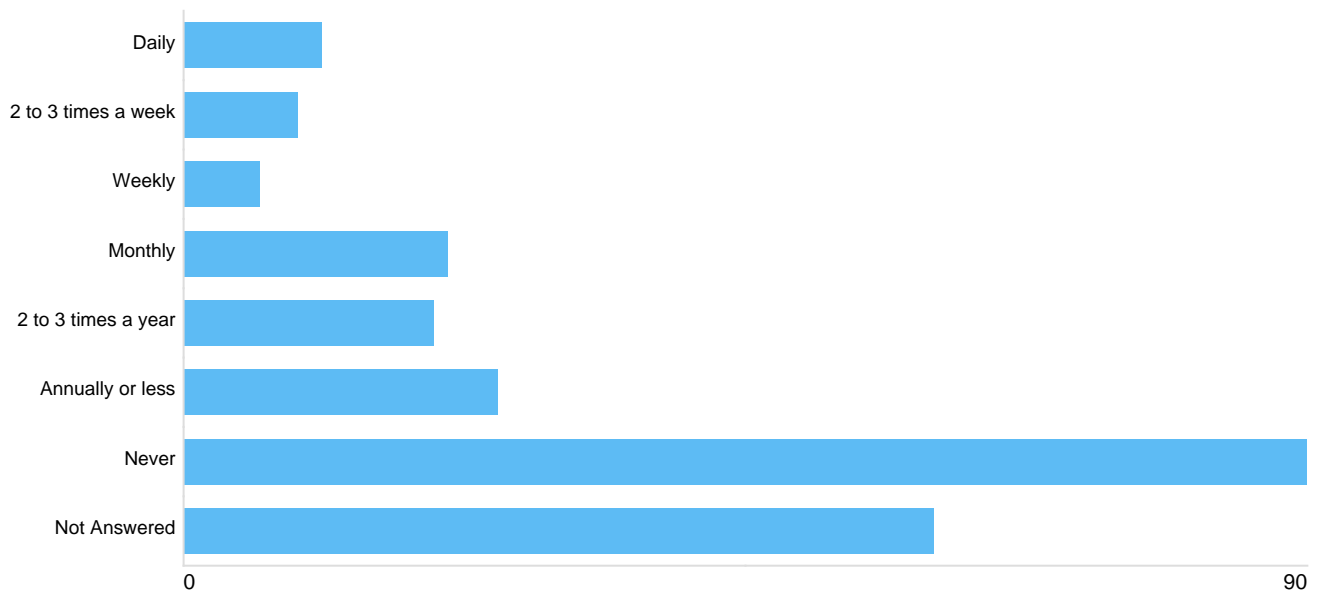
Parking habits - New Alresford





Option	Total	Percent
Daily	10	4.13%
2 to 3 times a week	13	5.37%
Weekly	11	4.55%
Monthly	19	7.85%
2 to 3 times a year	39	16.12%
Annually or less	24	9.92%
Never	67	27.69%
Not Answered	59	24.38%

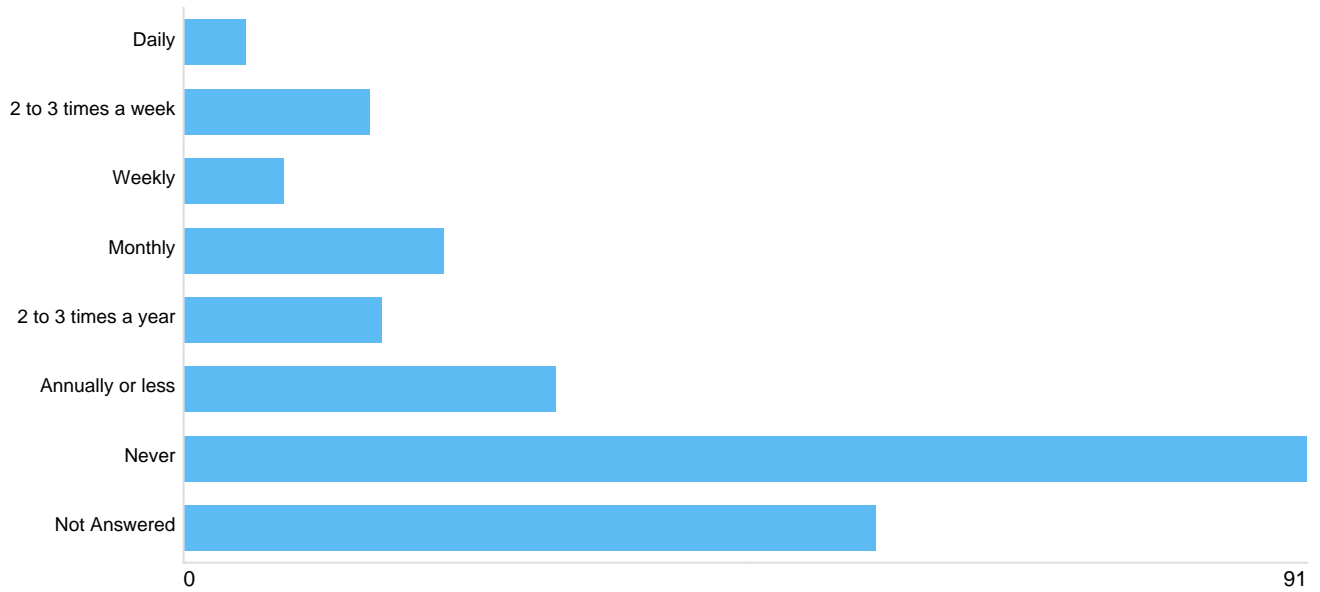
Parking habits - Wickham





Option	Total	Percent
Daily	11	4.55%
2 to 3 times a week	9	3.72%
Weekly	6	2.48%
Monthly	21	8.68%
2 to 3 times a year	20	8.26%
Annually or less	25	10.33%
Never	90	37.19%
Not Answered	60	24.79%

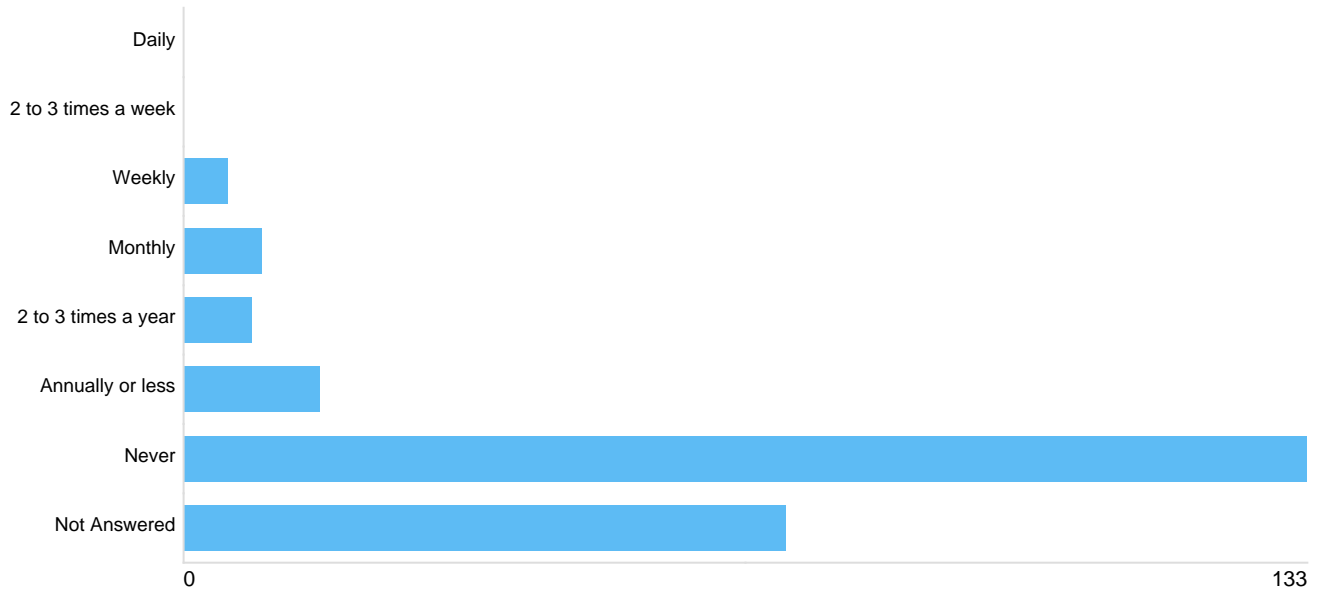
Parking habits - Bishops's Waltham





Option	Total	Percent
Daily	5	2.07%
2 to 3 times a week	15	6.20%
Weekly	8	3.31%
Monthly	21	8.68%
2 to 3 times a year	16	6.61%
Annually or less	30	12.40%
Never	91	37.60%
Not Answered	56	23.14%

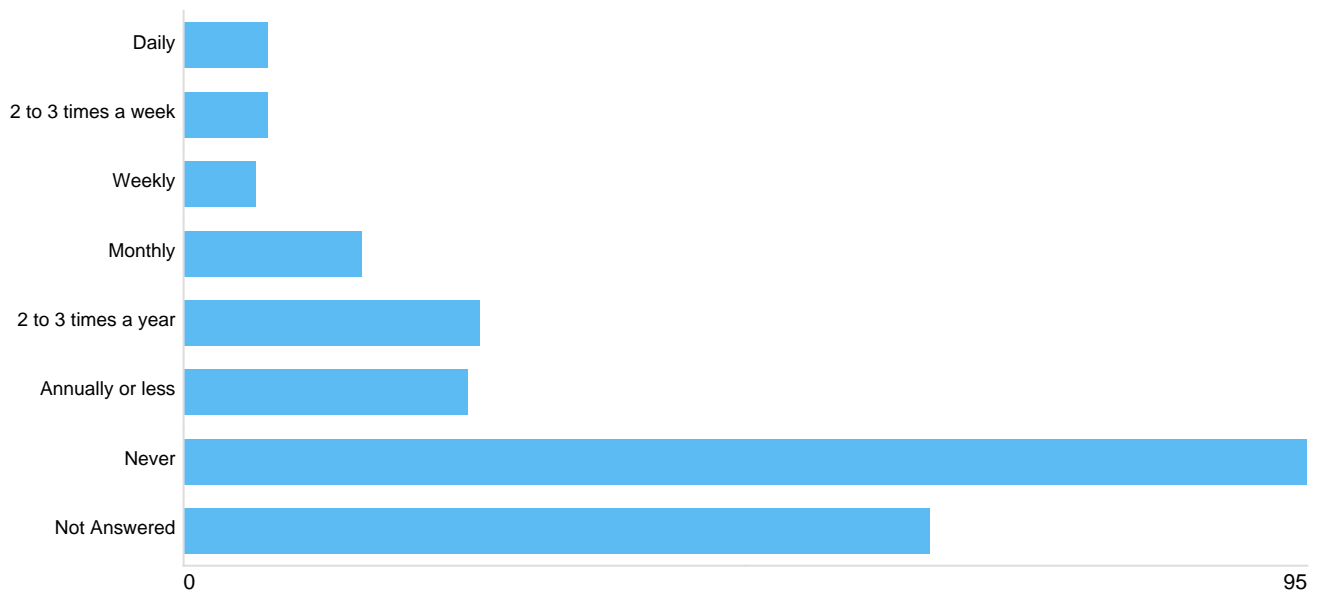
Parking habits - Denmead





Option	Total	Percent
Daily	0	0%
2 to 3 times a week	0	0%
Weekly	5	2.07%
Monthly	9	3.72%
2 to 3 times a year	8	3.31%
Annually or less	16	6.61%
Never	133	54.96%
Not Answered	71	29.34%

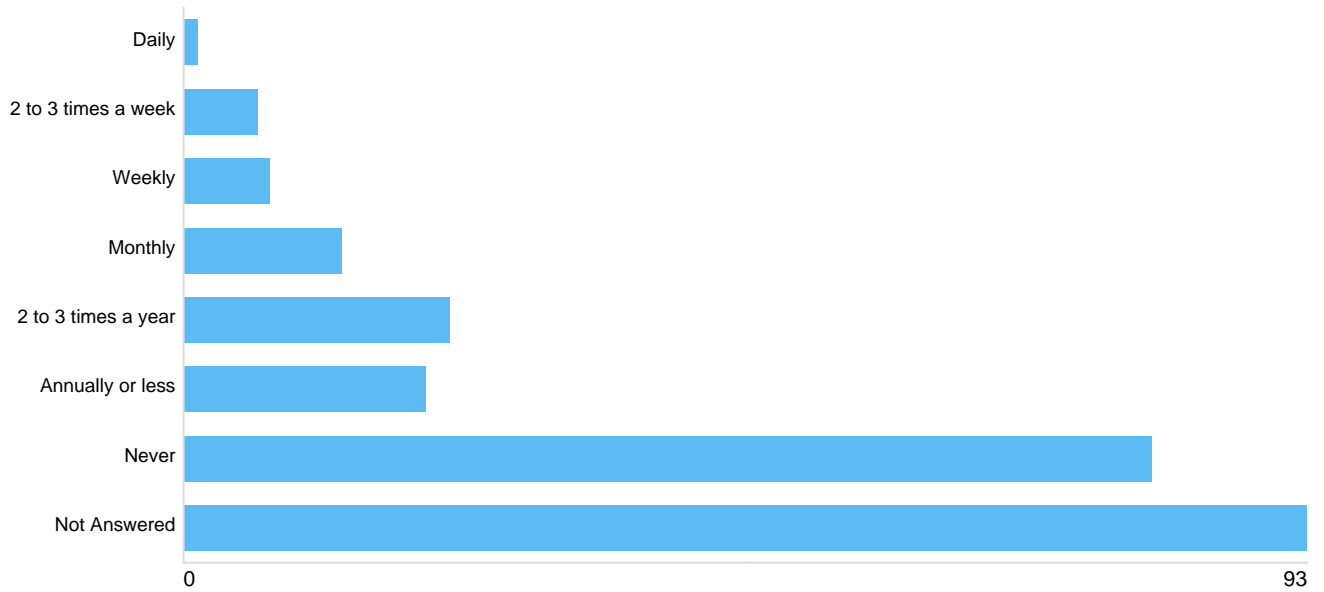
Parking habits - Whiteley





Option	Total	Percent
Daily	7	2.89%
2 to 3 times a week	7	2.89%
Weekly	6	2.48%
Monthly	15	6.20%
2 to 3 times a year	25	10.33%
Annually or less	24	9.92%
Never	95	39.26%
Not Answered	63	26.03%

Parking habits - Other location in District



Option	Total	Percent
Daily	1	0.41%
2 to 3 times a week	6	2.48%
Weekly	7	2.89%
Monthly	13	5.37%
2 to 3 times a year	22	9.09%
Annually or less	20	8.26%
Never	80	33.06%
Not Answered	93	38.43%

Question 11: Please write any further comments you wish to make in the box below

comments

There were **179** responses to this part of the question.