

LICENSING AND REGULATION COMMITTEE

3 DECEMBER 2008

REVIEW OF FARES FOR HACKNEY CARRIAGES

REPORT OF HEAD OF LEGAL SERVICES

Contact Officer: Carol Stefanczuk Tel No: 01962 848 188

RECENT REFERENCES:

LR 263 – Review of Fares for Hackney Carriages, 5 February 2008

LR 203 - Review of Fares for Hackney Carriages, 12 December 2006

LR 134 – Review of fares for Hackney Carriages, 22 September 2005

EXECUTIVE SUMMARY:

The review of current fares in respect of Hackney Carriages for this Council District is usually considered annually. The existing fares were last increased to commence on 1 March 2008 following a review on 5 February 2008.

During the meeting of 5 February 2008, members suggested fares be reviewed again in six months' time, to assess the impact of the rise on trade and to discuss whether they needed to be further increased.

Licensing Officers held a meeting with the Hackney Carriage Drivers on 1 July 2008 to discuss if they would like an increase in fares due to the escalating costs of fuel at that time. The majority of Drivers did not wish to have an increase due to concerns that another rise in fares could kill off the Taxi trade.

Maximum fares are set by the Council and take regard of the underlying inflation rates, changes to costs incurred by Hackney Carriage owners and the consequences to their paying passengers.

Appendix 2 sets out 7 possible proposals should it be considered appropriate that a fare increase should be implemented.

Appendix 3 shows a comparison of fares with other Councils locally and nationally.

RECOMMENDATIONS:

- 1 That consideration be given as to whether the maximum fares for Hackney Carriages should be or should not be varied at this time.
- 2 That if it is considered that the fares should be varied, then subject to the statutory requirements for advertising and dealing with objections, fares which may be charged by Hackney Carriages in the area of Winchester City Council be varied, with effect from **1st January 2009**, as follows (which produces a fare of **£3.90** for the first mile and approximately **£2.00** for each subsequent mile, **Proposal 1** as detailed in Appendix 2 to this report):-

Distance

For the first 660 yards (603 metres) or part thereof £2.50.

For each succeeding 170 yards (155 metres) or part thereof, 20p.

(i) Waiting Time

For each period of 1 minute - 25p.

(ii) Extra Charges

For each charge which commences between 11pm and 6am or at any time on Bank and Public Holidays, or after 6.30pm on Christmas Eve or New Year's Eve, or at any time on 26 December from 6am, or at any time on 1 January from 6am, an additional 50% is added to the above rate of fare.

For each hiring on Christmas Day or at any time until 6.00am on 26 December, 100% is added to the above rate of fare.

Fouling charge, £40.00.

LICENSING AND REGULATION COMMITTEE

3 DECEMBER 2008

REVIEW OF FARES FOR HACKNEY CARRIAGES

REPORT OF HEAD OF LEGAL SERVICES

DETAIL:

1 Introduction

- 1.1 The maximum fares for Hackney Carriages in this District are set by this Council and are normally reviewed annually, taking regard of the underlying inflation rates, changes to costs incurred by Hackney Carriage owners and the consequences to fare paying passengers. Fares were last reviewed by the Licensing and Regulation Committee on 5 February 2008 (report LR263 refers).
- 1.2 After consideration, the Committee decided that it was appropriate to increase the fares and the current fares came into force on 1 March 2008.
- 1.3 Licensing Officers held a meeting with the Hackney Carriage Drivers on 1 July 2008 to discuss if they would like an increase in fares due to the escalating costs of fuel at that time. The majority of Drivers did not wish to have an increase due to concerns that another rise in fares could kill off the Taxi trade.

2 Current Fares

- 2.1 The current fares, which commenced on 1 March 2008 are:-

Distance

For the first 660 yards (603 metres) or part thereof (minimum charge) £2.40.

For each succeeding 180 yards (165 metres) or part thereof 20p.

Waiting Time

For each period of 1 minute 25p.

Extra Charges

For each charge which commences between 11pm and 6am or at any time on Bank and Public Holidays, or after 6.30pm on Christmas Eve or New Year's Eve, or at any time on 26 December from 6am, or at any time on 1 January from 6am, an additional 50% is added to the above rate of fare.

For each hiring on Christmas Day or at any time until 6.00am on 26 December, 100% is added to the above rate of fare.

Fouling Charge £40.00.

2.2 This rate of fare produces a daytime rate of £3.80 for the first mile and approximately £2.00 for each subsequent complete mile. 50% is added to the fares at night (11pm to 6am) which produces a current rate of £5.70 for the first mile and approximately £3.00 for each subsequent mile.

3 Increases in Costs

3.1 The current underlying inflation rate (RPI percentage change) is 4.2%.

3.2 The licensing fees for Hackney Carriages, set by this Council, were increased by approximately 8% with effect from 1 April 2008.

3.3 Consultation with Westminster Insurance (one of the main specialist provider of taxi insurance for many Winchester drivers), reveal that there has still been no significant increase in the premiums during the past year. The insurance industry has been fairly static within the last twelve months. Officers are not aware of any large increases by other insurance companies.

3.4 The cost of diesel and unleaded fuel has fluctuated between January 2008 and November 2008. In January 2008, prices were 109.4 pence per litre for diesel, and 104.6 pence per litre for petrol. Prices peaked in July 2008 at 133.4 pence per litre for diesel and unleaded 120.2 pence per litre. (Figures are averages for the South East taken from theaa.com).

3.5 A search on petrolprices.com on 14 November 2008 for the Winchester area shows the average price for diesel was 108.4 pence per litre and unleaded 95.2 pence per litre.

3.6 It is impossible to give reliable figures on the costs which drivers incur, given the wide variety of work and hours which drivers do, but the following information may be helpful:-

- a) Fuel – 50,000 miles per year would cost approximately £4,880 (based on 50 mpg for a diesel vehicle), compared to £4,950 in February 2008.
- b) Insurance – varies between £1,200 and £5,000 depending on no claims bonus.
- c) Maintenance – servicing every six weeks – approximately £1,080 (inflation at 4.2%)
- d) Finance - £250 to £500 per month to finance a new vehicle depending on size and type.

4 Consultations with the Taxi Trade

4.1 The Winchester Taxi and Private Hire Association, who represent hackney and private hire drivers have been consulted. The Chairman of the association discussed the fares with 58 drivers. The general consensus is that they would like to have a small increase but not at this time due to the current economic situation nationally.

4.2 Representatives of Wessex Cars, one of the main operators of both private hire vehicles and hackney carriages in Winchester (with 60 drivers on their books), have also written to the Licensing section regarding the fares. They have submitted ideas which are included in the proposals, and favour a small increase (Appendix 2).

4.3 In addition, one individual representation has been received.

4.4 Copies of these representations are included in the Appendices.

5 Comparisons and Possible Options

5.1 Appendix 3 shows the National League Tables averages and by area, taken from the October 2008 and November 2008 'Private Hire and Taxi Monthly' showing most of the Hampshire Local Authorities' position in the 'league table'. Winchester is currently 67th nationally, and 35th within the Southern area.

5.2 Appendix 2 sets out 7 possible options for increases. It should be noted that the figures show the actual meter reading at the distances shown for each proposal. The "start fare" is shown on the meter before the taxi moves and changes before the start of the next distance. e.g. for the existing fares, £2.40 is shown on the meter as soon as the vehicle is hired, an additional 20p is shown on the meter after 660 yards and another 20p is added after the next and each subsequent 180 yards. The 7 proposals set out the increase, compared to the existing maximum fares for this Council District, at distances of 1 mile, 3 miles, 5 miles and 10 miles, together with the percentage increase in cost. From consultation with the taxi trade, the average journey for taxis hired from the hackney carriage stands in Winchester is considered to be approximately 3 miles. The proposals compare possible increases which would be shown on the taximeter at the distances shown and the percentage increase is calculated to one decimal point.

5.3 In the event of any variation to the existing fares, the statutory provisions require a public notice to be advertised in the local press, and representations invited. Representations can be made by any person, including members of the public and taxi drivers. Any representations made within 14 days must be considered by the Council before the variation is implemented, and it would normally therefore be necessary to bring a further report to Committee to consider these representations.

6 Issues for Consideration

6.1 **Is it appropriate to increase the maximum fare for hackney carriages?**

Members may wish to consider the changes to costs to the taxi trade over the last year and the consequent increase cost to the public.

6.2 **If it is considered there should be no increase on this occasion when should the matter next be reviewed?** It may be considered if fares are not increased on this occasion that they should be reviewed in a year's time.

6.3 **If it is considered that it is appropriate to increase the fares how is this to be achieved?** Appendix 2 sets out 7 proposals as to how an increase

could be achieved. It is felt in the trade that too great a rise at the moment would drive trade away from the taxis towards other form of public transport.

- 6.4 Column 1 of Appendix 3 shows the position of the listed authorities in a league table of fares according to the national taxi trade paper "Private Hire and Taxi Monthly". Winchester is shown in this table as 67 out of 375 a modest rise would not alter that position radically. The national average is a pull off (Tariff 1) of £2.47 (£2.50 for Proposal 1), first mile of £3.33 (£3.90 for Proposal 1) and second mile of £5.00 (£5.90 for Proposal 1). Copies of the Private Hire and Taxi Monthly will be available for scrutiny at the meeting.
- 6.5 **Should there be any changes to the existing "Waiting Time" Charge?** The Taxi Association are not seeking any changes. This charge was changed in 2005 from 20 to 25 pence per minute. It may be considered that it is inappropriate, on this occasion, to increase this charge.
- 6.6 **Should there be any changes to the existing "Fouling Charge"?** The Fouling Charge was increased in 1999 from £35 to £40. This charge is included in order to support taxi drivers who may have problems in recovering this money and having to go out of service to clean the vehicle. It is considered that this amount is a reasonable charge that could be recovered and any increase may lead to difficulties.
- 6.7 **Should there be any changes to the existing "Extra Charges"?** There have been no requests from the trade this year for any changes and officers do not consider any changes under this heading are required.

OTHER CONSIDERATIONS:

7 CORPORATE STRATEGY (RELEVANCE TO):

This report covers issues which affect the principles of "safer and more inclusive communities" and "safeguarding our high quality environment for the future."

RESOURCE IMPLICATIONS:

None

BACKGROUND DOCUMENTS:

Correspondence in Appendix 1.

APPENDICES:

1. Letters from Winchester Taxi and Private Hire Association, Wessex Cars and an independent Taxi Driver.
2. Table showing 7 possible proposals.
3. Fare comparisons taken from the Private Hire and Taxi Monthly.

Winchester Taxi & Private Hire Association

Mr Steve Eckton
Flat 4 Meriden Court
Northlands Drive
Winchester
SO23 7AS
stevestaxi@hotmail.com

4th November 2008

Dear Mr Bicknell.


I am writing this letter in reference to a possibility of a fare increase. I have consulted many drivers and the general consensus is, that although we really need to have a minimal increase, the majority have decided to not take an increase at this time due to the economic situation. We as drivers have seen over the last few months a big decline in business especially off the Taxi ranks. This trend looks set to continue for the unforeseeable future.

The other major concern is that our running costs are continuing to rise (even though fuel prices have gone down) and we ask for the Winchester City Council to play their part in keeping our costs down by freezing ALL License renewal fees (Hackney Test/Badge including private hire) whilst making increases to all initial license applications ie: New license applications/knowledge test for at least one year. The last increase came into effect 1st April 2008 when the committee agreed to an 8% increase to OUR fees, ALL other licenses had a 4% increase. So we assume that the next rise would come into effect 1st April 2009.

Yours Sincerely,



Mr Steve Eckton (Chairman for the Winchester Taxi & Private Hire Association).



3381



Winchester's Premier Taxi Company

Tel. 01962 877749 Fax. 840111

E-mail: wessexcars@btconnect.com

www.wessexcars.com

Chris Bicknell
Winchester City Council
Colebrook Street
Winchester
Hampshire
SO23 9LJ

12th November 2008

Ref: Taxi Fare Review

Dear Chris,

Since the meeting on the 7th October we have given our drivers the opportunities to take part in a consensus regarding the proposed rate increase with the choices below.

PROPOSAL	Current	1	%age increase	2	%age increase	3	%age increase
Pull Off Charge	£2.40	£2.50	4.2%	£4.00	66.7%	£2.40	0.0%
Pull Off Distance	660	660		1760		460	
Yardage distance	180	170		170		170	
Yardage rate	£0.20	£0.20		£0.20		£0.20	
1 mile fare	£3.80	£3.90	2.6%	£4.00	5.3%	£4.00	5.3%
2 mile fare	£5.60	£5.90	5.4%	£6.20	10.7%	£6.00	7.1%
3 mile fare	£7.60	£8.10	6.6%	£8.20	7.9%	£8.20	7.9%
4 mile fare	£9.60	£10.10	5.2%	£10.40	8.3%	£10.20	6.3%
5 mile fare	£11.60	£12.10	4.3%	£12.40	6.9%	£12.40	6.9%
10 mile fare	£21.40	£22.50	5.1%	£22.80	6.5%	£22.60	5.6%

We can confirm that the majority of our 60 Hackney & Private Hire drivers that work with us would like the Council to consider proposal 1.

Yours sincerely

Paul Smith
Managing Director

16 Fairdown Close
Winchester
Hampshire
SO23 0JU

20 October 2008

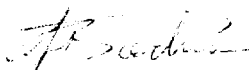
Dear Sir,

Re: Proposed fare increase.


I am writing to express my concerns regarding the proposed fare increase, and to explain my reasons for opposing the increase. The following is a list of my objections:

1. Some drivers have requested a survey regarding the ceasement of issuing new plates. However some of the drivers concerned have actually sold their hackney plates and Vehicles to existing drivers and replaced that vehicle with a new one, thus increasing The fleet by one. Some of these drivers have done this on more than one occasion.
2. Drivers have to take some responsibility for the decrease in work, because Saloon Vehicles that once had 4 seating capacity are now being replaced by 5-6 seats. Wheelchair vehicles that once had 5 seat capacity are being replaced by up to 8 seats. Therefore due to the seating capacity of the newer vehicles this is causing a decrease In the volume of work. Whereas once 2 vehicles were required, now the work can be Carried out by one vehicle.
3. Now is not the right time for a fare increase in this economic climate. There is less Work available and we need to work towards encouraging people to use a taxi service And not to discourage the customer.
4. Taxi drivers are self-employed and as such have to accept the conditions of the trade. We cannot keep running to the council on a regular basis, as we are not in a PAYE Industry. It is not up to the council to find the extra money for taxi drivers. As Self-employed workers we have the option of working harder, putting in more hours Ie: additional days.
5. Fuel prices have now substantially decreased.
6. To aid the general public who find access to larger vehicles difficult, it would help if These vehicles were equipped with a step. This would then mean that the larger vehicle Driver would not lose work.

Yours Faithfully,



Mr John Boardman



PROPOSAL	Current	%age increase	1	%age increase	2	%age increase	3	%age increase	4	%age increase	5	%age increase	6	%age increase	7	%age increase
Pull Off Charge	£2.40		£2.50		£4.00		£2.40		£2.60		£2.40		£2.80		£3.00	
Pull Off Distance	660		660		1760		460		660		660		660		860	
Yardage distance	180		170		170		170		180		170		180		180	
Yardage rate	£0.20		£0.20		£0.20		£0.20		£0.20		£0.20		£0.20		£0.20	
1 mile fare	£3.80		£3.90	2.6%	£4.00	5.3%	£4.00	5.3%	£4.00	5.3%	£3.80	0.0%	£4.20	10.5%	£4.00	7.1%
2 mile fare	£5.60		£5.90	5.4%	£6.20	10.7%	£6.00	7.1%	£5.80	3.6%	£5.80	3.6%	£6.00	7.1%	£6.00	7.1%
3 mile fare	£7.60		£8.10	6.6%	£8.20	7.9%	£8.20	7.9%	£7.80	2.6%	£8.00	5.3%	£8.00	5.3%	£8.00	5.3%
4 mile fare	£9.60		£10.10	5.2%	£10.40	8.3%	£10.20	6.3%	£9.80	2.1%	£10.00	4.2%	£10.00	4.2%	£10.00	4.2%
5 mile fare	£11.60		£12.10	4.3%	£12.40	6.9%	£12.40	6.9%	£11.80	1.7%	£12.00	3.4%	£12.00	3.4%	£12.00	3.4%
10 mile fare	£21.40		£22.50	5.1%	£22.80	6.5%	£22.60	5.6%	£21.60	0.9%	£22.40	4.7%	£21.80	1.9%	£21.60	0.9%

THE NATIONAL LEAGUE TABLES AVERAGES AND BY AREA - NOVEMBER 2008

(Remember that the tables are sorted by the Tariff 1 two mile fare as being the lowest common denominator)

Colour Code for the Table

Rise In 2008
Rise In 2007
Rise In 2006
Rise In 2005
Rise In 2004
Rise in 2003
Rise in 2002
Rise In 2001

The national average flag at T1 is now	£2.47
The national average flag at T2 is now	£3.29
The national average 1 mile fare T1 is now	£3.33
The national average 1 mile fare T 2 is now	£4.47
The national average 2 mile fare T1 is now	£5.00
The national average 2 mile fare T 2 is now	£6.61
The national average 5 mile fare T1 is now	£9.96
The national average 5 mile fare T 2 is now	£13.16
The national average 10 mile fare T1 is now	£18.33
The national average 10 mile fare T 2 is now	£24.10
The national average running mile on T1 is now	£1.66
The national average running mile on T2 is now	£2.17

TARIFF ONE - FLAGFALL AVERAGE BY AREA

EAST ANGLIA	£2.66
MIDLANDS	£2.51
NORTH	£2.25
SOUTH	£2.66
SOUTH WEST	£2.41
SCOTLAND	£2.31
WALES	£2.58

TARIFF TWO - FLAGFALL AVERAGE BY AREA

EAST ANGLIA	£3.56
MIDLANDS	£3.39
NORTH	£2.81
SOUTH	£3.73
SOUTH WEST	£3.33
SCOTLAND	£2.97
WALES	£3.23

TARIFF ONE - ONE MILE FARE AVERAGE BY AREA

EAST ANGLIA	£3.35
MIDLANDS	£3.30
NORTH	£3.18
SOUTH	£3.63
SOUTH WEST	£3.57
SCOTLAND	£3.04
WALES	£3.03

TARIFF TWO - ONE MILE FARE AVERAGE BY AREA

EAST ANGLIA	£4.47
MIDLANDS	£4.44
NORTH	£3.98
SOUTH	£5.07
SOUTH WEST	£4.93
SCOTLAND	£3.85
WALES	£3.79

TARIFF ONE - TWO MILE FARE AVERAGE BY AREA

EAST ANGLIA	£4.99
MIDLANDS	£4.89
NORTH	£4.73
SOUTH	£5.41
SOUTH WEST	£5.49
SCOTLAND	£4.52
WALES	£4.74

TARIFF TWO - TWO MILE FARE AVERAGE BY AREA

EAST ANGLIA	£6.53
MIDLANDS	£6.57
NORTH	£5.98
SOUTH	£7.52
SOUTH WEST	£7.43
SCOTLAND	£5.54
WALES	£5.95

TARIFF ONE - FIVE MILE FARE AVERAGE BY AREA

EAST ANGLIA	£9.76
MIDLANDS	£9.63
NORTH	£9.39
SOUTH	£10.80
SOUTH WEST	£11.23
SCOTLAND	£9.03
WALES	£9.79

TARIFF TWO - FIVE MILE FARE AVERAGE BY AREA

EAST ANGLIA	£12.73
MIDLANDS	£12.96
NORTH	£11.98
SOUTH	£14.83
SOUTH WEST	£15.44
SCOTLAND	£10.67
WALES	£12.34

TARIFF ONE - TEN MILE FARE AVERAGE BY AREA

EAST ANGLIA	£17.69
MIDLANDS	£17.49
NORTH	£17.05
SOUTH	£19.95
SOUTH WEST	£20.87
SCOTLAND	£16.59
WALES	£18.23

TARIFF TWO - TEN MILE FARE AVERAGE BY AREA

EAST ANGLIA	£23.13
MIDLANDS	£23.60
NORTH	£21.94
SOUTH	£27.11
SOUTH WEST	£28.78
SCOTLAND	£19.35
WALES	£23.01

TARIFF ONE - RUNNING MILE AVERAGE BY AREA

EAST ANGLIA	£1.60
MIDLANDS	£1.58
NORTH	£1.55
SOUTH	£1.79
SOUTH WEST	£1.92
SCOTLAND	£1.49
WALES	£1.69

TARIFF TWO - RUNNING MILE AVERAGE BY AREA

EAST ANGLIA	£2.08
MIDLANDS	£2.14
NORTH	£2.00
SOUTH	£2.45
SOUTH WEST	£2.64
SCOTLAND	£1.70
WALES	£2.13

Remember if you are going for a rise and you would like to see your financial percentages you know where to call - 0161 280 2800 - or e-mail npha@btconnect.com

COUNCIL	TARIFF ONE					RUNNING MILE	TARIFF TWO					RUNNING MILE	EXTRA for NIGHTS	START DATE
	FLAG	1 MILE	2 MILES	5 MILES	10 MILES		FLAG	1 MILE	2 MILES	5 MILES	10 MILES			
SOUTH-contd														
62 CANTERBURY	£2.50	£3.40	£5.20	£10.60	£19.60	£1.80	£3.75	£5.10	£7.80	£15.90	£29.40	£2.70	50%	Jan-06
63 CRAWLEY	£3.00	£3.20	£5.20	£11.20	£21.20	£2.00	£4.50	£4.80	£7.80	£16.80	£31.80	£3.00	50%	Dec-07
64 EAST HERTS	£2.80	£3.60	£5.20	£10.60	£19.40	£1.76	£3.70	£4.90	£7.30	£15.40	£28.60	£2.64	50%	Sep-08
65 FAREHAM	£2.00	£3.60	£5.20	£10.00	£18.00	£1.76	£3.00	£5.40	£7.80	£15.00	£27.00	£2.64	50%	Dec-07
66 GOSPORT	£2.00	£3.80	£5.20	£9.60	£16.80	£1.47	£3.00	£5.70	£7.80	£14.40	£25.20	£2.18	48.61%	Aug-08
67 GUILDFORD	£2.80	£3.40	£5.20	£10.40	£20.60	£1.71	£4.10	£4.70	£7.10	£14.30	£23.80	£2.34	36.84%	Sep-07
68 HARLOW	£2.20	£3.80	£5.20	£8.80	£15.20	£1.52	£2.60	£4.40	£6.00	£10.80	£18.80	£2.28	50%	Apr-08
69 HASTINGS	£2.50	£3.80	£5.20	£9.30	£16.20	£1.28	£3.20	£5.20	£7.20	£13.60	£24.00	£2.10	64%	Mar-08
70 OXFORD	£2.30	£3.90	£5.20	£8.90	£14.90	£1.22	£2.30	£4.60	£6.20	£9.60	£15.40	£1.15	6.09% (less)	Feb-08
71 PORTSMOUTH UA	£2.20	£3.60	£5.20	£10.00	£20.40	£1.60	£2.60	£4.00	£5.60	£11.20	£21.60	£1.73	8.13%	Jul-08
72 ROCHEFORD	£2.80	£3.80	£5.20	£10.00	£19.80	£1.96	£4.80	£5.80	£7.20	£12.00	£21.80	£1.96	12.00	Oct-08
73 ROTHER	£2.50	£3.80	£5.20	£9.30	£16.20	£1.38	£3.60	£5.55	£7.65	£13.80	£24.15	£2.07	50%	Apr-08
74 RUSHMOOR	£2.40	£3.20	£5.20	£11.40	£22.80	£2.06	£3.60	£4.80	£7.80	£17.10	£34.20	£3.09	50%	Jul-08
75 SLOUGH	£3.00	£4.00	£5.20	£10.00	£18.80	£1.76	£4.80	£5.80	£7.00	£11.80	£20.60	£1.76	£1.80	Jul-08
76 SOUTHEND-ON-SEA	£2.80	£3.63	£5.20	£10.60	£20.60	£2.03	£5.00	£5.80	£7.40	£12.80	£22.80	£2.03	£2.20	Sep-08
77 SPELTHORNE	£3.20	£3.20	£5.20	£11.20	£21.20	£2.00	£4.80	£4.80	£7.80	£16.80	£31.80	£3.00	50%	Aug-07
78 STEVENAGE #	£3.20	£3.60	£5.20	£10.00	£18.00	£1.60	£4.70	£5.30	£7.70	£14.90	£20.00	£2.40	50%	Jul-08
79 WORTHING	£3.00	£3.40	£5.20	£10.60	£19.60	£1.80	£3.50	£4.50	£7.25	£15.50	£29.25	£2.75	52.77%	Dec-07
80 MID BEDFORDSHIRE	£3.00	£3.30	£5.10	£10.50	£19.50	£1.80	£4.50	£4.95	£7.65	£15.75	£29.25	£2.70	50%	Jun-08
81 ST ALBANS	£2.10	£3.10	£5.10	£11.10	£21.10	£2.00	£3.15	£4.65	£7.65	£16.65	£31.65	£3.00	50%	Mar-07
82 CHERWELL	£2.00	£3.32	£5.08	£10.36	£19.16	£1.76	£2.30	£3.74	£5.66	£11.42	£21.02	£1.92	9.09%	Sep-08
83 CASTLE POINT	£2.40	£3.40	£5.00	£10.00	£19.20	£1.59	£3.40	£4.40	£6.00	£11.00	£20.20	£1.59	£1	Mar-08
84 DACORUM	£2.60	£3.40	£5.00	£9.80	£17.80	£1.60	£3.90	£5.10	£7.50	£14.70	£26.70	£2.40	50%	Apr-08
85 EASTBOURNE	£2.00	£3.70	£5.00	£8.90	£17.40	£1.70	£2.70	£4.60	£6.20	£11.00	£20.50	£1.90	11.76%	Jul-07
86 HORSHAM	£3.00	£3.40	£5.00	£9.80	£17.90	£1.61	£4.50	£5.10	£7.50	£14.70	£29.10	£2.42	50.30%	Jan-06
87 KENNET	£3.00	£3.00	£5.00	£10.80	£20.20	£1.90	£4.50	£4.50	£7.50	£16.20	£30.30	£2.85	50%	Oct-06
88 THANET	£3.00	£3.80	£5.00	£9.20	£16.20	£0.90	£4.00	£5.50	£7.00	£11.20	£17.60	£1.35	50%	Apr-07
89 WINDSOR & MAIDENHEAD	£2.60	£3.40	£5.00	£9.80	£17.80	£1.60	£3.90	£5.10	£7.50	£14.70	£26.70	£2.40	50%	Apr-06
90 LUTON	£2.90	£3.30	£4.90	£9.90	£18.10	£1.65	£4.00	£4.50	£6.60	£13.00	£23.80	£2.15	30.30%	May-08
91 NORTH WILTSHIRE	£2.30	£3.10	£4.90	£10.30	£19.30	£1.80	£3.20	£4.10	£6.30	£12.90	£23.90	£2.20	22.22%	Mar-08
92 BEDFORD	£3.20	£3.20	£4.80	£9.60	£17.60	£1.60	£4.20	£4.20	£5.80	£10.60	£18.60	£1.60	£1	May-08
93 REIGATE & BANSTEAD	£3.00	£3.00	£4.80	£9.80	£18.30	£1.70	£4.00	£4.00	£6.00	£12.05	£22.05	£2.00	17.64%	Dec-06
94 TEST VALLEY	£3.40	£3.40	£4.80	£9.00	£16.00	£1.40	£5.10	£5.10	£7.20	£13.50	£24.00	£2.10	50%	Sep-08
95 WYCOMBE #	£2.00	£3.30	£4.80	£9.30	£16.80	£1.49	£2.40	£4.10	£5.90	£11.50	£20.90	£1.87	25%	Apr-08
96 SOUTH BEDFORDSHIRE	£2.54	£3.34	£4.74	£8.94	£15.94	£1.40	£3.81	£5.01	£7.11	£13.41	£23.91	£2.10	50%	Jan-08
97 BROXBORNE	£2.50	£3.10	£4.70	£9.50	£17.50	£1.61	£3.75	£4.65	£7.05	£14.25	£26.25	£2.40	50%	Feb-08
98 BASILDON	£2.20	£3.40	£4.60	£9.80	£18.30	£1.30	£3.80	£5.00	£6.20	£10.80	£19.80	£1.30	£1.60	Jan-08
99 ISLE OF WIGHT	£3.00	£3.00	£4.80	£9.00	£18.00	£1.60	£6.00	£6.00	£9.20	£18.80	£30.00	£3.20	100%	Apr-04
100 SOUTH BUCKINGHAM	£2.60	£2.60	£4.60	£9.85	£18.60	£1.75	£3.90	£3.90	£6.90	£14.78	£27.90	£2.63	50%	Apr-06
101 CHILTERN	£2.90	£2.90	£4.80	£9.30	£17.30	£1.60	£4.35	£4.35	£6.75	£13.95	£26.85	£2.40	50%	Oct-07
102 LITTLEFORD	£2.80	£2.80	£4.50	£9.60	£18.10	£1.70	£4.10	£4.10	£6.70	£14.30	£27.10	£2.55	50%	Mar-08
103 AYLESBURY VALE	£2.40	£2.80	£4.10	£8.00	£10.00	£1.30	£3.00	£3.73	£5.47	£9.00	£18.10	£1.95	50%	Dec-06
SOUTHERN AVERAGES														
	£2.65	£3.61	£5.39	£10.74	£19.95	£1.79	£3.71	£5.04	£7.48	£14.80	£27.12	£2.45		
SOUTH WEST														
1 CARADON	£3.00	£4.60	£6.60	£12.60	£22.60	£2.00	£3.60	£5.52	£7.92	£15.12	£27.12	£2.40	20%	Sep-08
2 SOUTH SOMERSET	£3.00	£3.88	£6.08	£12.68	£23.68	£2.20	£4.50	£5.82	£9.12	£19.02	£35.52	£3.30	50%	Sep-08
3 KERRIER	£2.70	£3.00	£6.00	£15.00	£30.00	£3.00	£5.40	£6.00	£12.00	£30.00	£60.00	£6.00	100%	Jul-08
4 TAUNTON DEANE	£2.40	£4.00	£6.00	£12.20	£22.60	£2.07	£3.60	£6.00	£9.00	£18.30	£33.90	£3.10	50.00%	Jul-08
5 SOUTH GLOUCESTER	£2.30	£4.10	£5.90	£11.70	£21.50	£1.94	£3.50	£5.30	£7.10	£12.90	£22.70	£1.94	£1.20	Sep-08
6 MENDIP	£2.60	£3.90	£5.80	£11.50	£21.00	£1.90	£3.90	£5.85	£8.70	£17.25	£31.50	£2.85	50%	Aug-08
7 RESTORMEL	£2.80	£3.80	£5.80	£11.80	£21.80	£2.00	£4.20	£8.70	£8.70	£17.70	£32.70	£3.00	50%	Jul-08
8 NORTH DEVON	£2.50	£3.75	£5.75	£11.75	£21.75	£2.00	£3.33	£4.06	£7.19	£14.60	£27.60	£3.00	50%	Jul-05
9 WYEMOUTH & PORTLAND #	£2.40	£4.10	£5.70	£10.50	£18.50	£1.60	£3.10	£5.00	£6.80	£12.20	£21.20	£1.80	12.50%	Jul-08
10 TORBAY	£2.50	£3.85	£5.65	£10.90	£19.60	£1.76	£3.00	£4.80	£7.20	£14.20	£25.80	£2.35	33.52%	Jul-08
11 CARRICK	£2.60	£3.20	£5.60	£12.80	£24.30	£2.35	£3.60	£4.60	£8.00	£18.00	£34.80	£3.35	42.55%	May-08
12 PURBECK	£2.60	£3.20	£5.60	£12.80	£24.80	£2.40	£3.90	£4.80	£8.40	£19.20	£37.20	£3.60	50%	Sep-08
13 FOREST OF DEAN	£1.96	£3.16	£5.56	£12.76	£24.76	£2.40	£3.78	£6.38	£14.18	£27.18	£2.60	8.33%	Apr-08	
14 EXETER	£2.30	£3.70	£5.50	£10.70	£19.50	£1.76	£2.70	£4.50	£6.70	£13.30	£24.30	£2.20	25%	Oct-06
15 STROUD	£2.20	£3.70	£5.50	£10.90	£19.90	£1.79	£3.00	£4.80	£6.90	£12.90	£23.10	£2.03	13.41%	Jul-08
16 BATH & N.E. SOMERSET	£2.40	£3.80	£5.40	£10.20	£20.20	£1.62	£3.40	£4.80	£6.40	£11.20	£21.20	£1.62	£1	Nov-07
17 CHELTENHAM	£2.00	£3.60	£5.40	£10.80	£19.80	£1.80	£2.50	£4.50	£6.75	£13.50	£24.75	£2.25	25%	Jul-08
18 EAST DEVON	£2.40	£3.60	£5.40	£10.80	£19.80	£1.80	£3.00	£4.80	£6.80	£13.40	£24.40	£2.20	22.22%	Dec-07
19 MID DEVON	£2.00	£3.40	£5.40	£11.20	£21.00	£1.96	£3.00	£5.10	£8.10	£16.80	£31.50	£2.93	50%	Mar-08
20 TEIGNBRIDGE	£2.40	£3.60	£5.40	£10.80	£19.80	£1.80	£3.60	£5.40	£8.10	£16.20	£29.70	£2.70	50%	Aug-08
21 TEWKESBURY	£2.40	£3.40	£5.40	£11.40	£21.40	£2.00	£3.40	£4.60	£7.00	£14.20	£26.20	£2.40	20%	Sep-08
22 BRISTOL, CITY OF UA	£2.50	£3.90	£5.30	£9.90	£16.70	£1.50	£3.00	£4.80	£6.60	£12.00	£21.00	£1.81	20.66%	Jun-08
23 PENWITH	£2.60	£3.50	£5.30	£10.70	£19.70	£1.80	£3.00	£4.35	£7.05	£15.15	£28.65	£2.70	50%	Jul-08
24 PLYMOUTH	£2.50	£4.00	£5.20	£9.10	£15.70	£1.32	£3.00	£4.50	£7.00	£9.60	£16.20	£1.32	50p	Jul-08
25 SEDGEMOOR	£2.20	£3.20	£5.20	£10.80	£20.20	£1.88	£3.30	£4.80	£7.80	£16.20	£30.30	£2.82	50%	May-08
26 SOUTH HAMS	£2.40	£3.40	£5.20	£10.40	£19.20	£1.76	£3.10	£4.30	£6.50	£13.30	£24.30	£2.23	26.70%	Jul-08
27 WEST DORSET	£													