

## WINCHESTER COMMUNITY SAFETY PARTNERSHIP

### ANNUAL DELIVERY PLAN 2019/2020– April to December 2019 Performance Update

The Winchester Community Safety Partnership has a statutory duty to undertake a review of crime & disorder statistics each year. From this review an annual delivery plan is developed which will deliver on a number of actions against thematic priorities emerging from within the report, in order to reduce the impact that threat, risk and harm has on individuals and society as a whole. The following themes were identified:

- Domestic Violence and Abuse
- Protecting Vulnerable People
- Tackling Anti-Social Behaviour (Urban and Rural)

In order to monitor progress against the actions identified in the delivery plan a review of Partnership activity took place at a 6monthly interval and a summary of this is being presented for Scrutiny via City Council Committee.

Each of the priority actions within the delivery plan has been monitored against performance and partnership activity. Using InterAct, a new data collection tool managed within the OPCC and performance updates from the wider partnership performance update reports are made available on a regular basis, to the public and partners alike.

The following report has been produced using data extracted from InterAct<sup>1</sup>, for the data collection period 1<sup>st</sup> April to 31<sup>st</sup> December 2019, which is compiled from data supplied by the Police, contextual information from our partners and wherever possible we have added comparative data<sup>2</sup>.

---

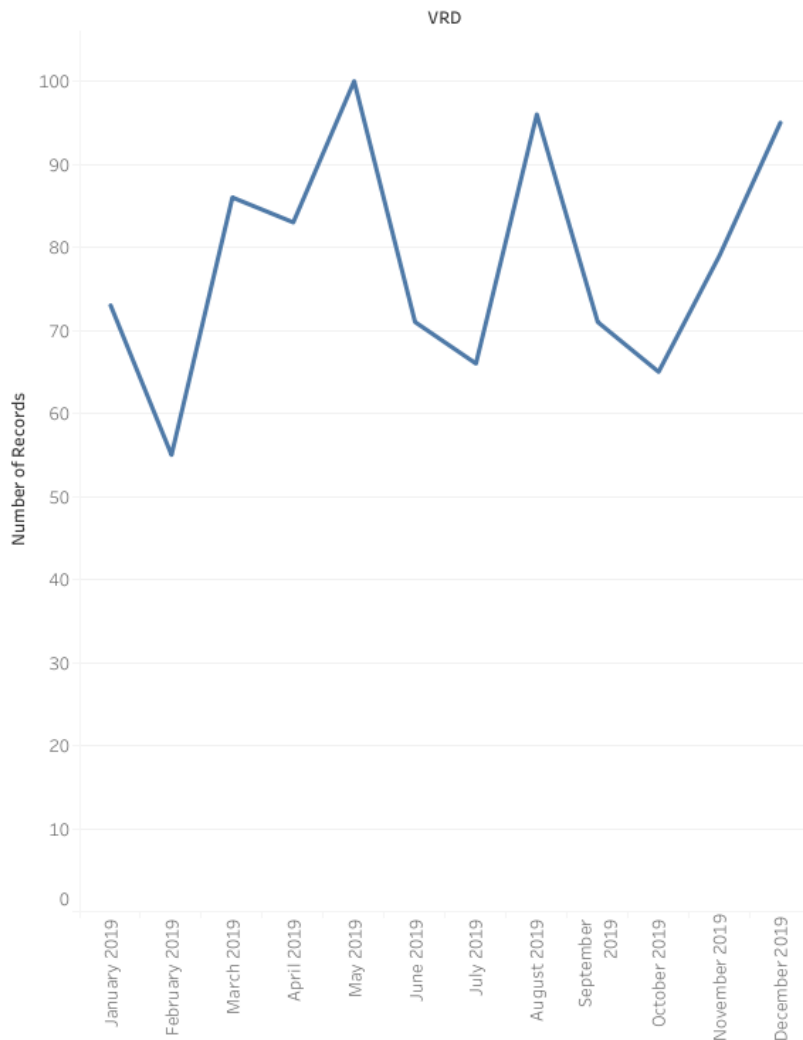
<sup>1</sup> InterAct – is a multi-agency data collection tool which is managed by the Office of the Police and Crime Commissioner.

<sup>2</sup>Comparative data – there is not always the opportunity to provide a comparison data and this is either due to the fact that it is not available using the collection tool or because some partners have changed their recording methods. Data provided in the period 2017/18 is the baseline year.

**Priority 1: Domestic Violence & Abuse**

**Domestic Abuse Overview Recorded Date 2019**

Domestic abuse records by year (Recorded date)



Domestic abuse records by year (Recorded date)

Month, Year of ..	Number of Records
January 2019	73
February 2019	55
March 2019	86
April 2019	83
May 2019	100
June 2019	71
July 2019	66
August 2019	96
September 2019	71
October 2019	65
November 2019	79
December 2019	95
Grand Total	940

District Name  
WINCHESTER

Knife Crime Flag  
All

Public Place  
All

Substance Used  
All

AGG Offender Relationship  
All

AGG Gender  
All

AGG Age (group)  
All

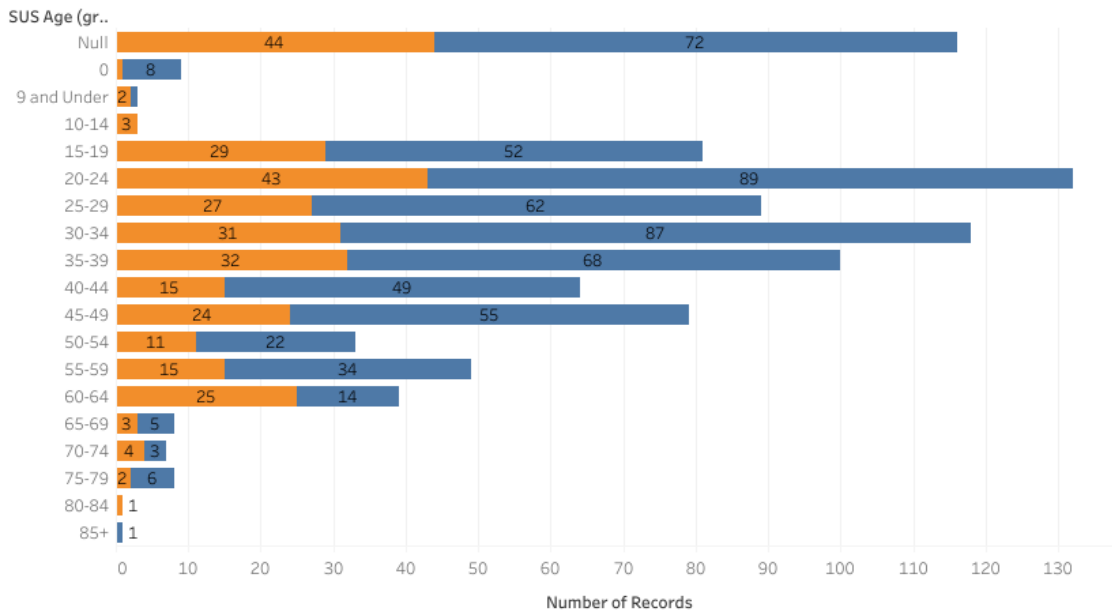
AGG Ethnicity  
All

Within the reporting periods the CSP has identified that a police investigation can sometimes be thwarted because any prosecution is not supported by the victim. This situation can be further frustrated by underlying mental health and substance misuse either in relation to the victim or the perpetrator.

Waiting times for mental health assessments and routine appointments are still causing barriers between victims and support agencies.

### Repeat Flag Suspects 2019

Suspect for an offence with a repeat domestic abuse flag/ no repeat flag



Reported Short HO Class ...  
All

OFF Gender  
Multiple values

District Name  
WINCHESTER

SUS Ethnicity  
Multiple values

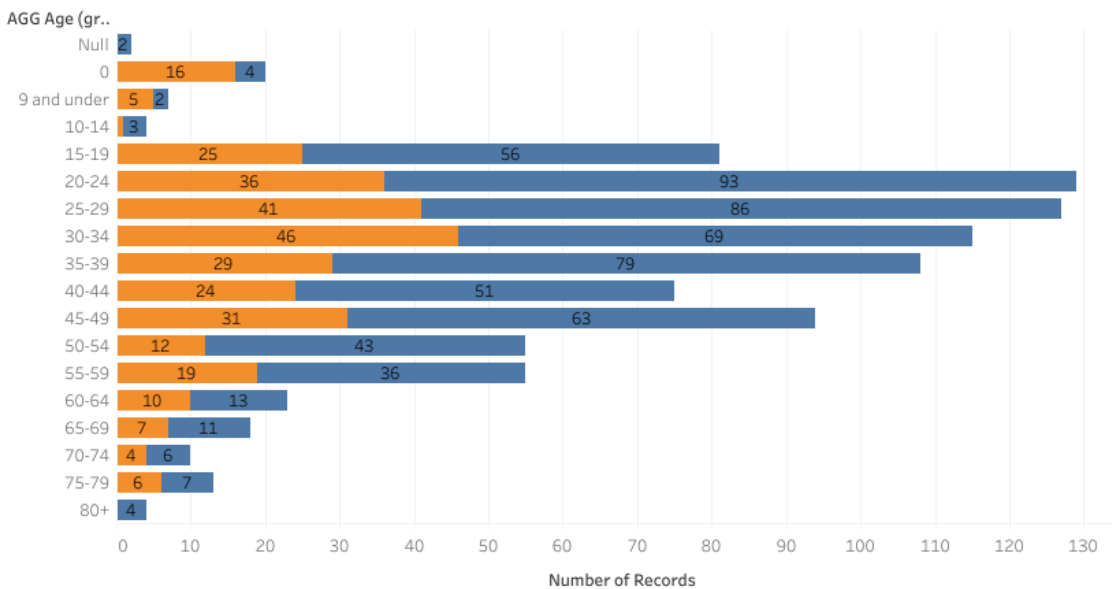
Repeat Domestic Flag  
N  
Y

Total domestic abuse flags

940

### Repeat Flag Victims 2019

Age and repeat flag: victim (note, ages not recorded can end up as '0').



District Name  
WINCHESTER

AGG Ethnicity  
All

AGG Gender  
All

AGG Offender Relationship  
All

Latest Disposal Type Desc...  
All

Total domestic abuse flags

940

Repeat Domestic Flag  
N  
Y

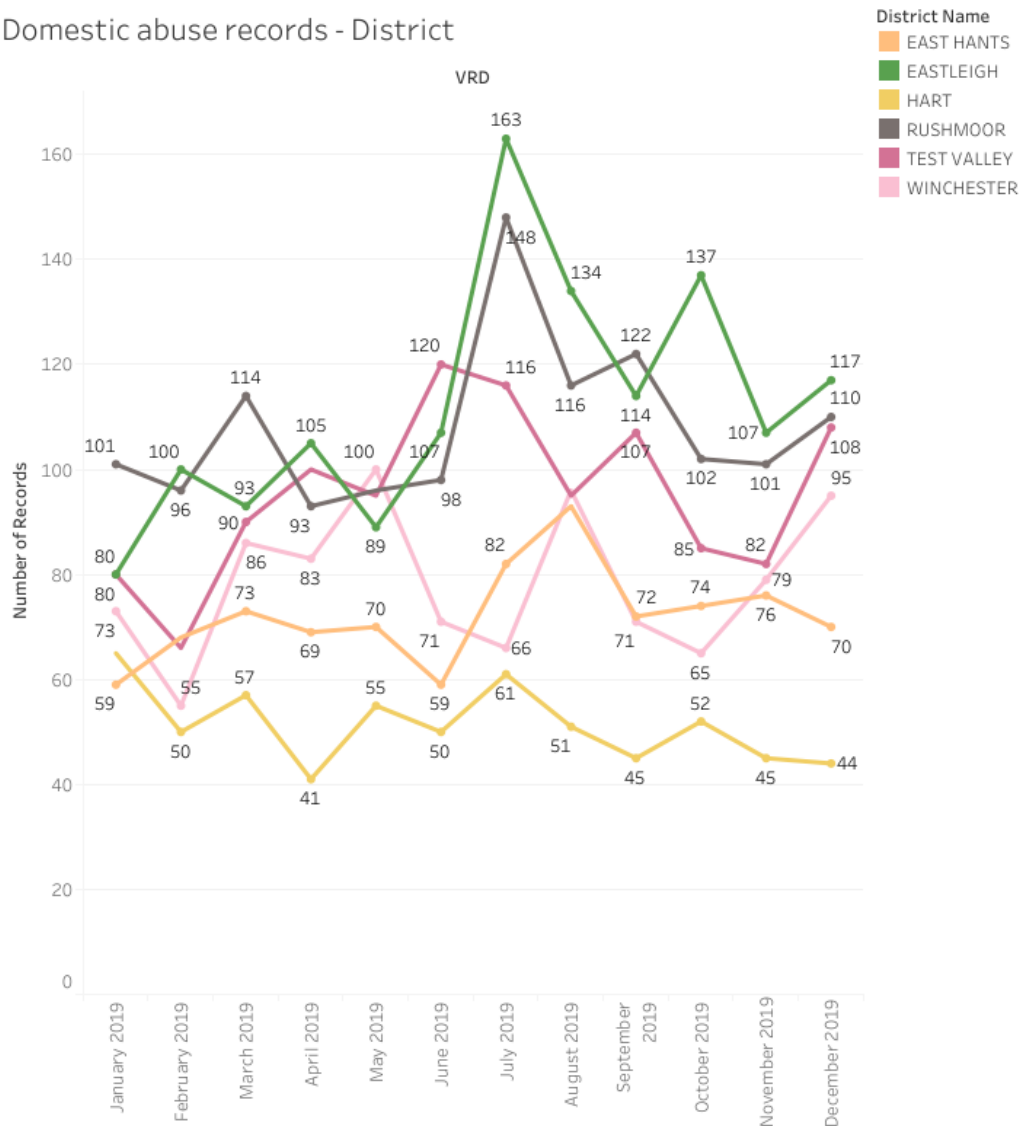
Adverse Childhood Experiences (ACE) is widely known to be a contributory factor for both victims and perpetrators and the CSP supported a second round application for funding to the OPCS for parallel group work programmes for children, young people and their non abusive parents to reduce the impact of adverse childhood experiences throughout their lives.

### Trend by District 2019

Domestic abuse records - District

District Name	Records
EAST HANTS	865
EASTLEIGH	1,346
HART	616
RUSHMOOR	1,297
TEST VALLEY	1,144
WINCHESTER	940
Grand Total	6,208

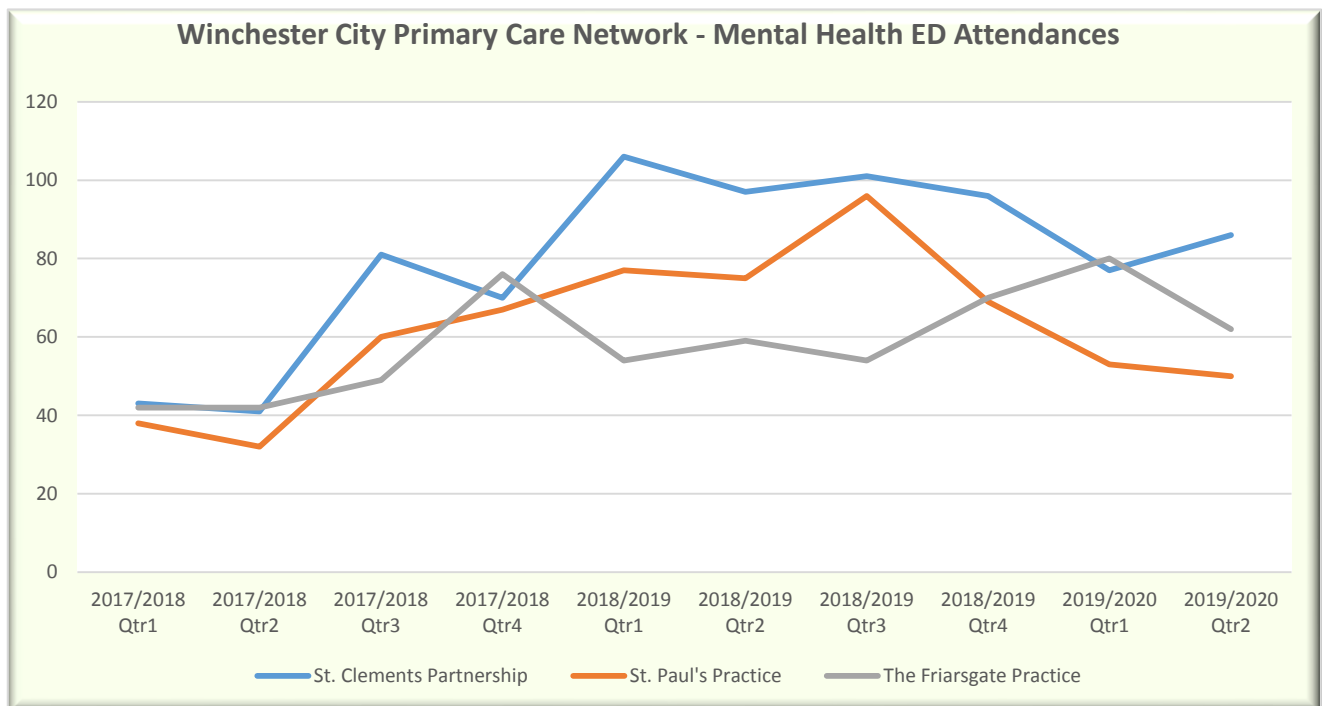
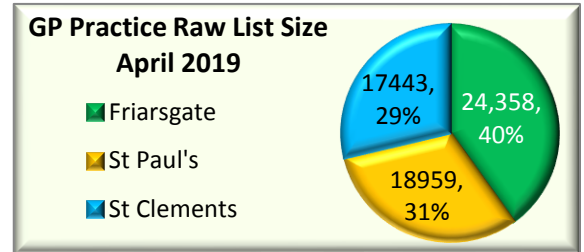
Domestic abuse records - District



Seasonal trends can often be linked to Domestic violence and abuse rates and some investigations can be difficult to pursue if they are not supported by the victim. The graph above is a good example of the impact that the seasons have on recorded incidents.

**Priority 2: Protecting Vulnerable People**

The graph below details the number of patients registered at GP practices in Winchester City PCN, who attended the Emergency Department with a Mental Health issue from 2017/18 - 2019/20:



Referrals accepted by the community mental health team have slowly risen since 2016, as investment has flowed into the service. The capacity of the team will continue to grow and the development of a service at primary care level should increase support. It is expected emergency psychiatric care will be under less pressure as a result of the increasing support.

**Priority 3: Tackling ASB (urban & rural)**

**ASB 3 Year Comparison 2017-2019**

y1 Jan 2019-Dec 2019 / y2 Jan 2018S - Dec 2018 / y3 Jan 2019 - Dec 2019

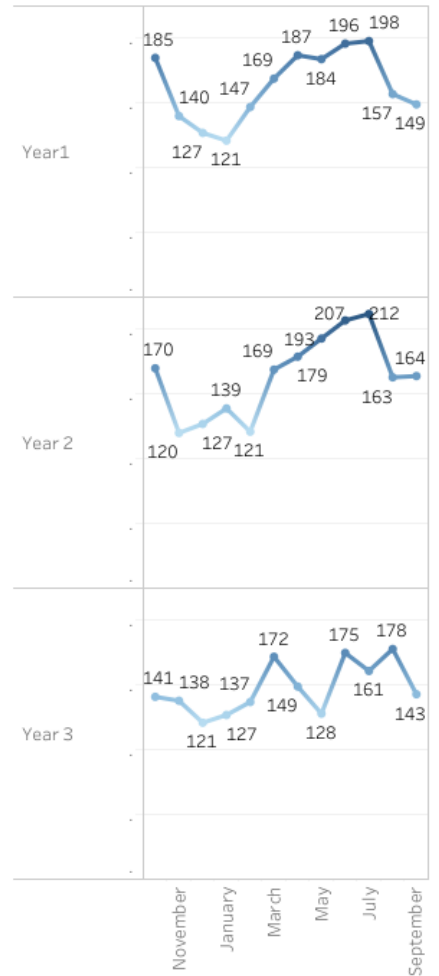
ASB 3 year comparison totals

Quarter..	Year1	Year 3	Year 2
<b>Grand Total</b>	<b>1,960</b>	<b>1,770</b>	<b>1,964</b>
<b>Total</b>	<b>1,960</b>	<b>1,770</b>	<b>1,964</b>
<b>WINCHESTER</b>			
Q1	437	436	429
Q2	567	452	579
Q3	504	482	539
Q4	452	400	417

ASB 3 year comparison totals

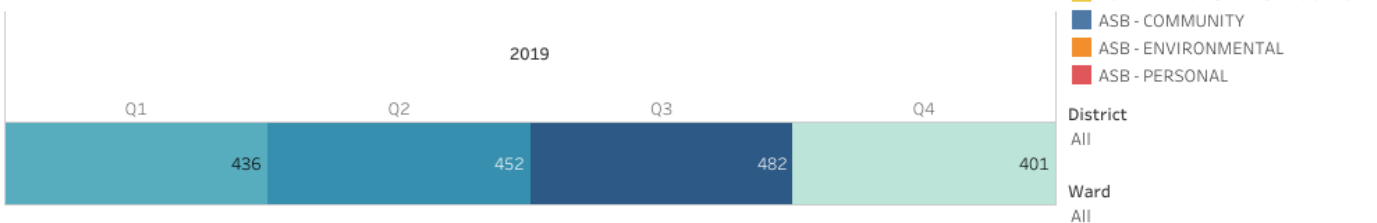
Quarter of R..	Year 2	Year 3
<b>Grand Total</b>	<b>0.20%</b>	<b>-9.88%</b>
<b>Total</b>	<b>0.20%</b>	<b>-9.88%</b>
<b>WINCHESTER</b>		
Q1	-1.83%	1.63%
Q2	2.12%	-21.93%
Q3	6.94%	-10.58%
Q4	-7.74%	-4.08%

ASB Trend Comparisons

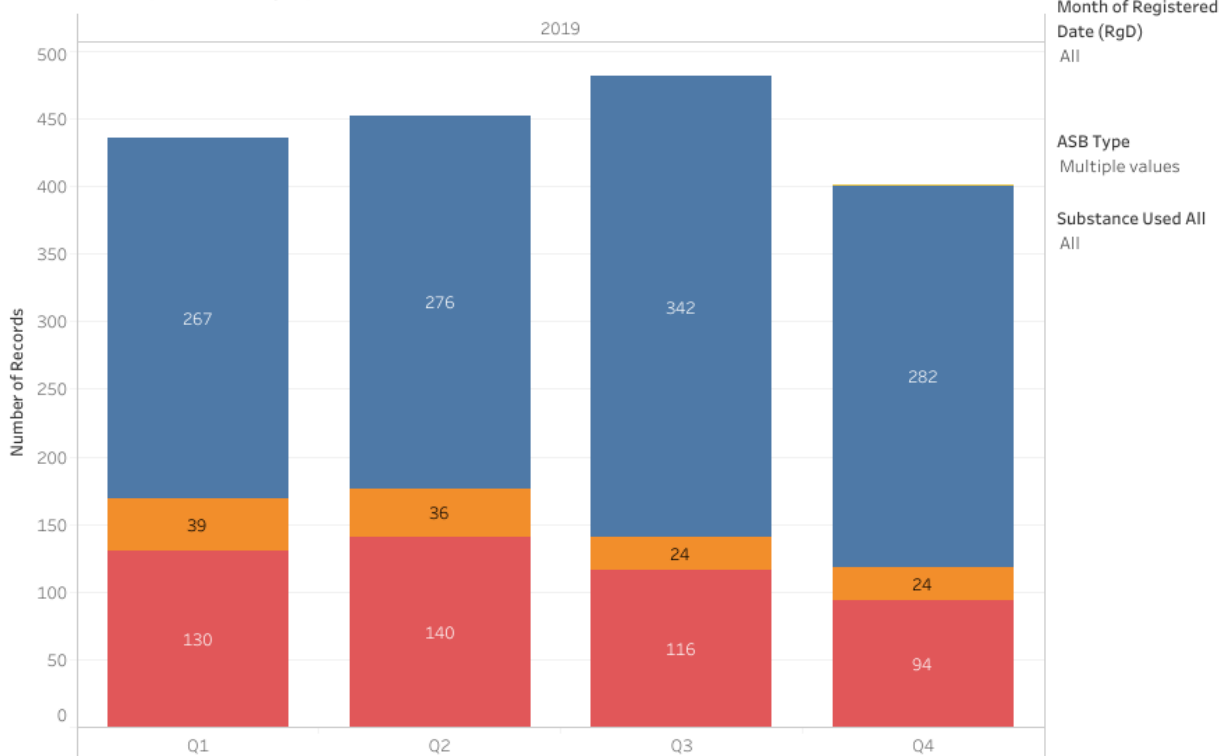


## ASB Types by Quarter 2019

Total ASB by quarter



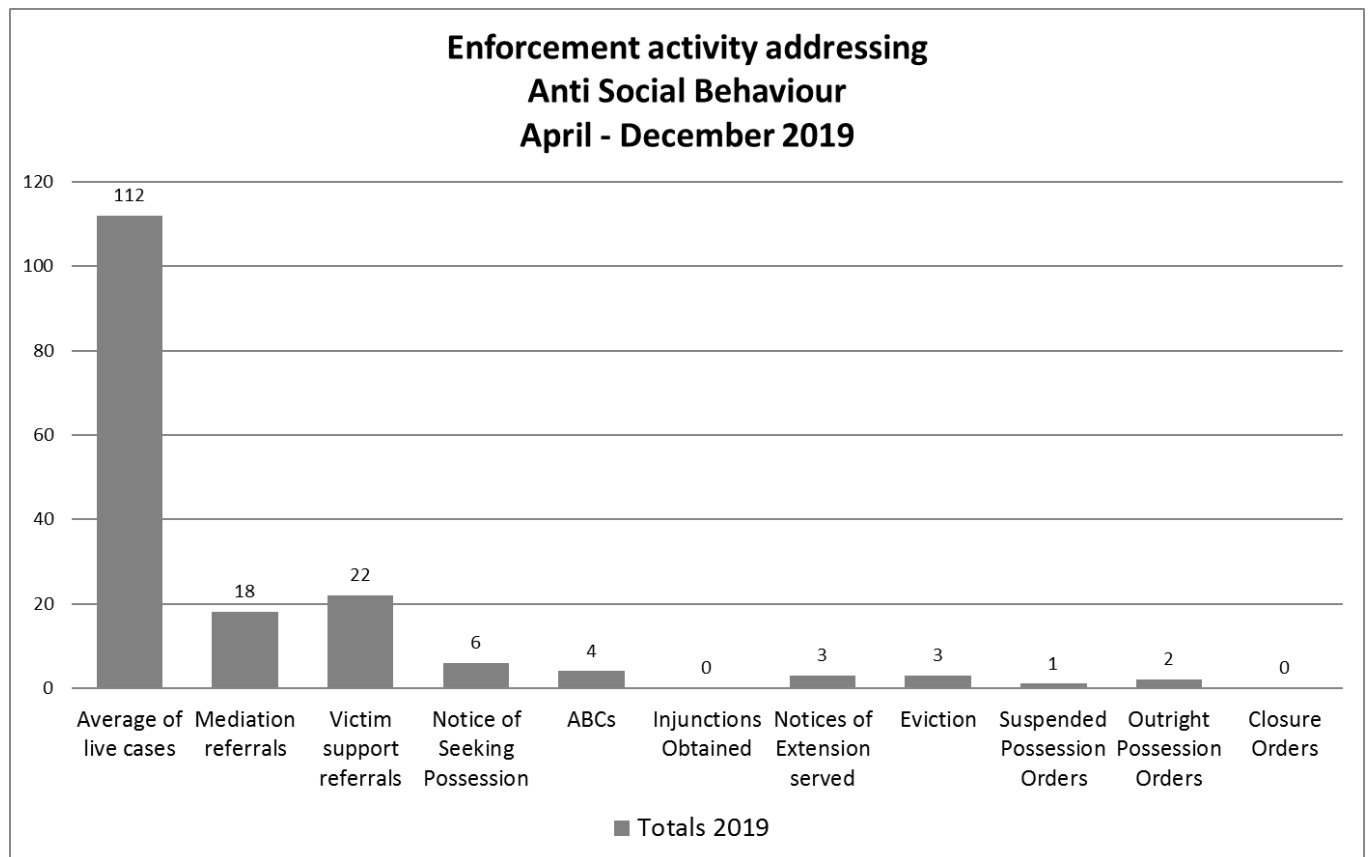
Total ASB by quarter / type



Across the Force Hampshire Constabulary have introduced a new reporting category of ASB Breach of public space protection order (PSPO). Winchester does not currently have a PSPO to tackle general ASB incidents however we will be replacing the current designated public place order (DPPO) with a PSPO to focus on alcohol related ASB.

## Winchester City Council Housing

**Housing Services Tenancy Team** manages their tenants in terms of Anti-Social Behaviour. The following enforcement activity has been undertaken within the reporting period:



## Neighbourhood Services

The ASB Lead within the City Council has responded to 137 ASB online report forms received by the 'Your Winchester' App. 34 were rural and 58 were urban (45 were undisclosed locations) examples of complaints being made were noise nuisance, youth related anti social behavior, drug use and dealing, or street attached related ASB.



## Hampshire Constabulary Community Courts

In the period 1<sup>st</sup> April 2019 to 31<sup>st</sup> January 2020 there have been 6 hearings held with a total of 7 offenders attending, only one of which has reoffended to date. Below is a chart which provides a breakdown of each hearing:

Date of hearing	Age	Offence	Reoffended	Comments
14.08.19	14	Common Assault	No	
11.09.19	16	Obstruct police	No	
25.09.19	16	Shoplifting	No	
23.10.19	15	Shoplifting	No	
06.11.19	15	Criminal Damage & Sec 4a Public Order	Yes	
15.01.20	13	Malicious Communications	No	Joint offender, one hearing
15.01.20	14	Malicious Communications	No	Joint offender, one hearing

## Conclusion

In its quest to reduce crime and disorder, the CSP remains committed to identifying opportunities for greater collaboration with new partners and other local authorities. All organisations are still facing challenging times, this means that all partners will need to continue to deliver against the priority targets using finite resources.

Throughout the coming year the Community Safety Partnership will:

- Deliver against the priority actions within this report
- Continue to support the City Council's Strategic Plan, Police & Crime Commissioner and County Group Plans
- Oversee and implement the delivery of new statutory duty<sup>3</sup>
- Continue to support a strategic and operational response to crime and disorder issues
- Support Community Groups and Neighbourhood Forums

The Community Safety Partnership celebrates partnership successes as demonstrated within this report. However the Partnership recognises that there is still a lot of work to do if we are to deliver a Community Safety service that responds to local need, supports those who are vulnerable to risk and pursues those who are the most prolific in their offending behaviour.

<sup>3</sup> Crime & Disorder Statutory Duty – Prevent (reducing the opportunity for violent extremism), Modern Slavery, ASB, Domestic Homicide, Violence Reduction Units.