

## Winchester Neighbourhood Policing Team

### Crime Summary

When I was sitting at home last year, presenting my report to the Scrutiny Board I don't think that any of us thought that we'd still be living and working in such challenging times a year on, but here we are!

We've been utilising the data sets from 2019 as a more realistic benchmark for comparisons, so not a perfect measure but more realistic than last year when we were in periods of lockdown or restrictions.

Our frontline response has delivered remarkably well throughout the pandemic but the team have been incredibly careful with PPE, sanitising and distancing to ensure they are doing all that they can to minimise infection. Many of the other departments have made the most of technology and continued to work remotely from home. Partnership meetings have been largely on the virtual platform but this has actually started to feel like the norm. It has certainly not detracted from the close working relationships that continue to grow from strength-to-strength.

It's no surprise to see that crime has increased this year, but perhaps encouraging to say that we are still 6.6% lower when compared with the 2019 figures. The increase in the number of sexual offences is something that I am paying close attention towards. Whilst a number of those reports are for non-recent offences, I'm keen to maximise preventative opportunities with other agencies and we have already delivered some local initiatives.

In May, an internal review of our domestic abuse identified some areas for improvement. I've been working closely with other districts and commands to develop those areas. I was pleased to see such a huge improvement in our November review and that we are actually leading the force in many areas.

Although you will see a steady reduction of ASB, there are still challenges associated with the management of our 'street attached' community. A bespoke partnership group has formed to focus upon this in more detail with the intention of influencing change, but also to better understand some of the barriers and blocks that may make this process more difficult.

The officer uplift initiative has certainly started to land and it's great to be able to say that my team is now up-to-strength. Furthermore, I've secured an additional Sgt position that has provided me with the opportunity to build a proactive team to support the district. This team has only been operational since September, but we are already seeing the benefits.

A particularly nasty organised crime group (OCG) has been responsible for over 20 high value burglaries and extreme violence has been offered towards the home owners when they were present at the time of the crimes. This OCG is managed under Operation Barnacle. The group were incredibly organised, forensically aware and operated utilising tactics that maximised their opportunity to

evade capture. Nevertheless, after a fantastic response to a crime in action that culminated in a dangerous pursuit, 5 offenders were arrested and remanded in custody.

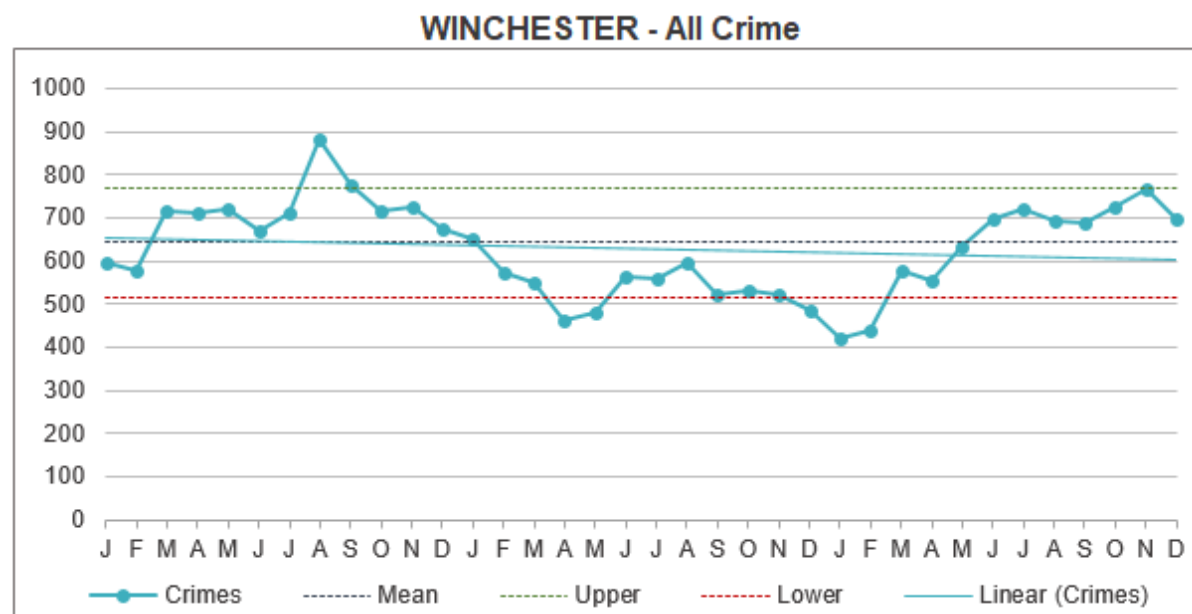
I want to share some facts with you that speak for themselves in terms of our Force performance:

Fact 1: Since April 2021 we have recorded and dealt with almost 120,000 crimes. That is an increase of 10,000 on 2019.

Fact 2: During that time we arrested 2,000 more people than in the previous year. 714 more arrests in cases where violence has caused injury. 165 more arrests for sexual offences. 66 more arrests for rape. These are impressive numbers and can give us some real confidence.

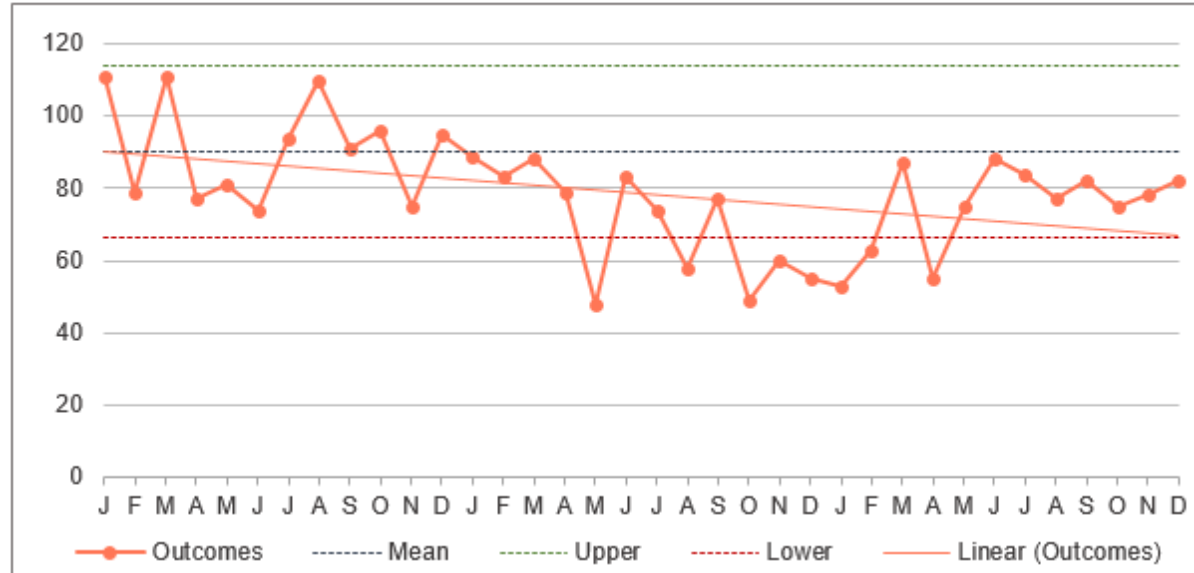
Fact 3: In the same time period, we have safeguarded more vulnerable people (thousands) and we have had (compared with 2019) 128 fewer robberies; 1,260 fewer residential burglaries; and 2,082 fewer theft of or theft from vehicles.

Fact 4: Our officer strength is up by 410 since April 2020. That is substantial. These are real numbers and additional officers, not replacements (the number recruited is more than 700). However, many of these new officers remain in training.

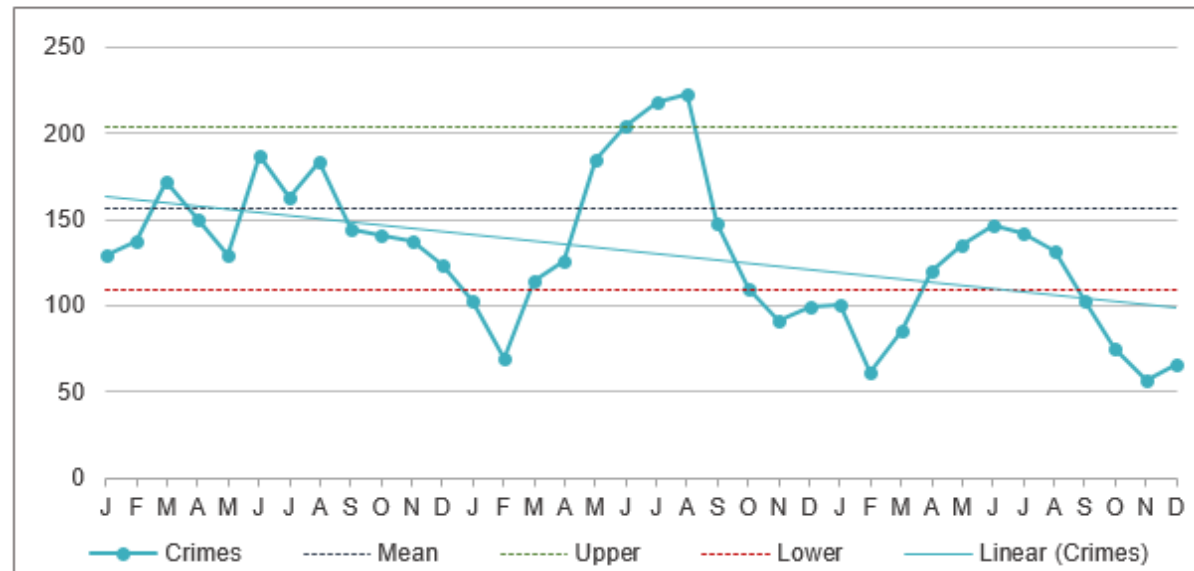


## WINCHESTER - All Crime

### 1. Formal Action Taken



## WINCHESTER - ASB



## Winchester District Crime Performance 1<sup>st</sup> April 2021 – 31<sup>st</sup> December 2021 (compared to the same period in 2019)

Current period	WINCHESTER CITY ↗	WINCHESTER GREATER ↗	WINCHESTER RURAL ↗	TOTAL
1 Violence Against the Person ↗	1,180	658	294	2,132
2 Sexual Offences ↗	139	92	63	294
3 Robbery ↗	17	6	4	27
4 Theft Offences ↗	936	602	374	1,912
5 Criminal Damage and Arson Offences ↗	302	233	112	647
6 Drug Offences ↗	115	41	37	193
7 Possession of Weapons Offences ↗	30	9	5	44
8 Public Order Offences ↗	461	215	117	793
9 Miscellaneous Crimes Against Society ↗	71	20	27	118
<b>Total</b>	<b>3,251</b>	<b>1,876</b>	<b>1,033</b>	<b>6,160</b>

Previous period	WINCHESTER CITY ↗	WINCHESTER GREATER ↗	WINCHESTER RURAL ↗	TOTAL
1 Violence Against the Person ↗	1,107	588	319	2,014
2 Sexual Offences ↗	131	39	53	223
3 Robbery ↗	33	4	5	42
4 Theft Offences ↗	1,299	847	617	2,763
5 Criminal Damage and Arson Offences ↗	276	227	87	590
6 Drug Offences ↗	96	42	57	195
7 Possession of Weapons Offences ↗	23	7	8	38
8 Public Order Offences ↗	326	175	81	582
9 Miscellaneous Crimes Against Society ↗	97	41	12	150
<b>Total</b>	<b>3,388</b>	<b>1,970</b>	<b>1,239</b>	<b>6,597</b>

Variance (current - previous)	WINCHESTER CITY ↗	WINCHESTER GREATER ↗	WINCHESTER RURAL ↗	TOTAL
1 Violence Against the Person ↗	73	70	-25	118
2 Sexual Offences ↗	8	53	10	71
3 Robbery ↗	-16	2	-1	-15
4 Theft Offences ↗	-363	-245	-243	-851
5 Criminal Damage and Arson Offences ↗	26	6	25	57
6 Drug Offences ↗	19	-1	-20	-2
7 Possession of Weapons Offences ↗	7	2	-3	6
8 Public Order Offences ↗	135	40	36	211
9 Miscellaneous Crimes Against Society ↗	-26	-21	15	-32
Total	-137	-94	-206	-437

% Change (current - previous)	WINCHESTER CITY ↗	WINCHESTER GREATER ↗	WINCHESTER RURAL ↗	TOTAL
1 Violence Against the Person ↗	6.6%	11.9%	-7.8%	5.9%
2 Sexual Offences ↗	6.1%	135.9%	18.9%	31.8%
3 Robbery ↗	-48.5%	50.0%	-20.0%	-35.7%
4 Theft Offences ↗	-27.9%	-28.9%	-39.4%	-30.8%
5 Criminal Damage and Arson Offences ↗	9.4%	2.6%	28.7%	9.7%
6 Drug Offences ↗	19.8%	-2.4%	-35.1%	-1.0%
7 Possession of Weapons Offences ↗	30.4%	28.6%	-37.5%	15.8%
8 Public Order Offences ↗	41.4%	22.9%	44.4%	36.3%
9 Miscellaneous Crimes Against Society ↗	-26.8%	-51.2%	125.0%	-21.3%
Total	-4.0%	-4.8%	-16.6%	-6.6%