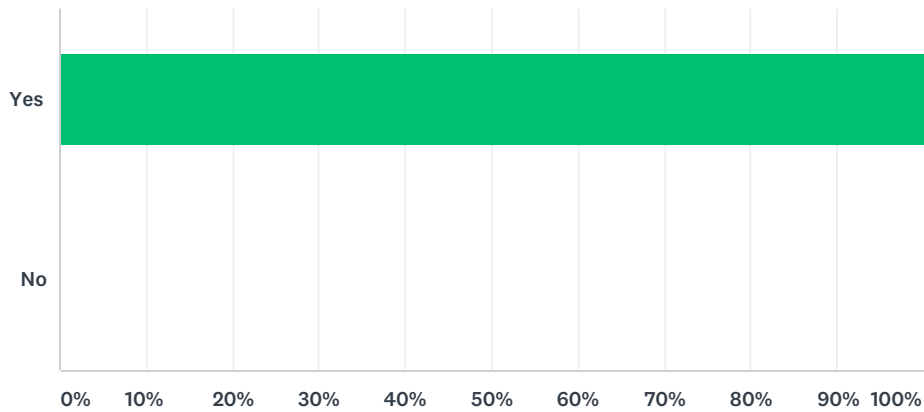


# Q1 Is your vehicle(s) licensed by Winchester City Council?

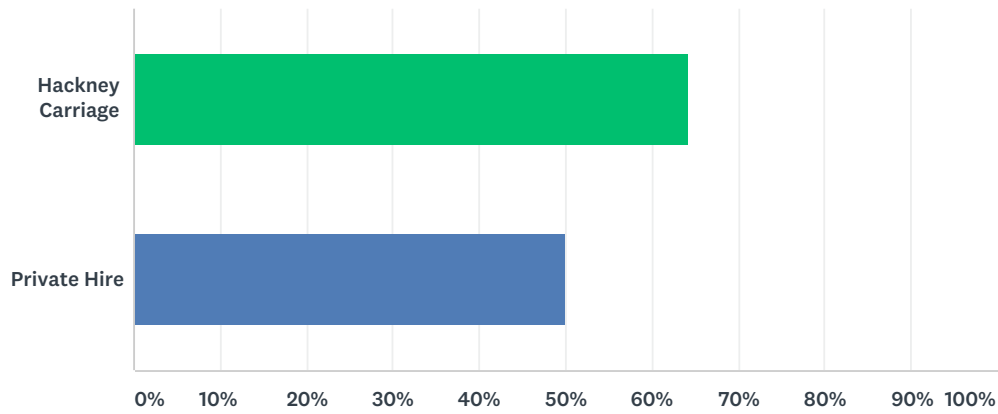
Answered: 14 Skipped: 0



ANSWER CHOICES	RESPONSES	
Yes	100.00%	14
No	0.00%	0
<b>TOTAL</b>		<b>14</b>

## Q2 Do you operate Hackney Carriage or Private Hire vehicles?

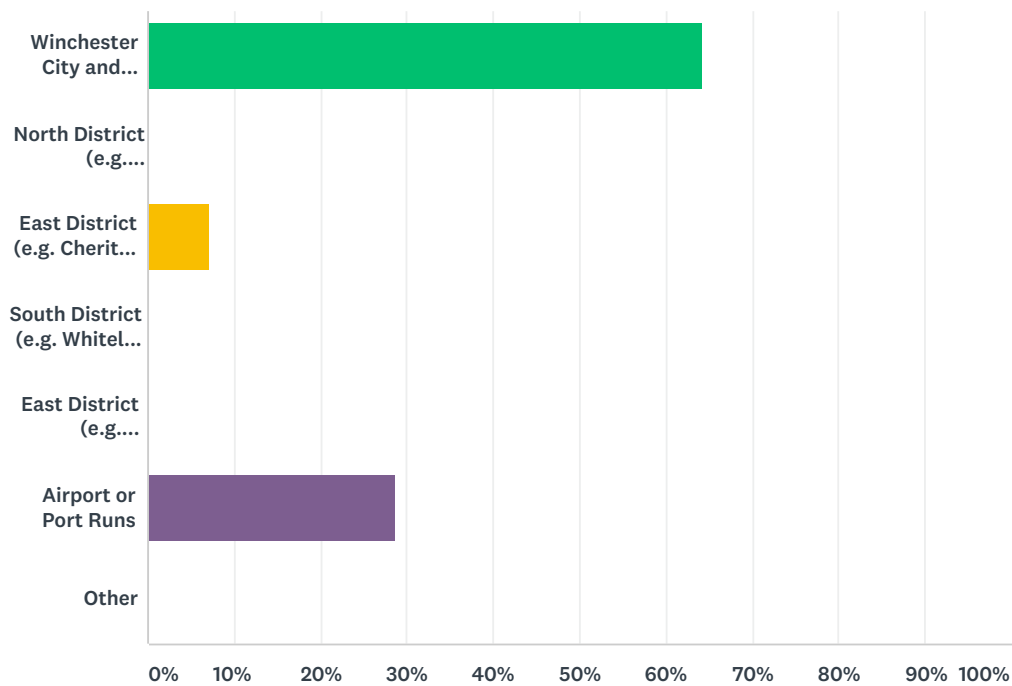
Answered: 14 Skipped: 0



ANSWER CHOICES	RESPONSES
Hackney Carriage	64.29% 9
Private Hire	50.00% 7
Total Respondents: 14	

### Q3 Where is most of your business conducted in the Winchester District?

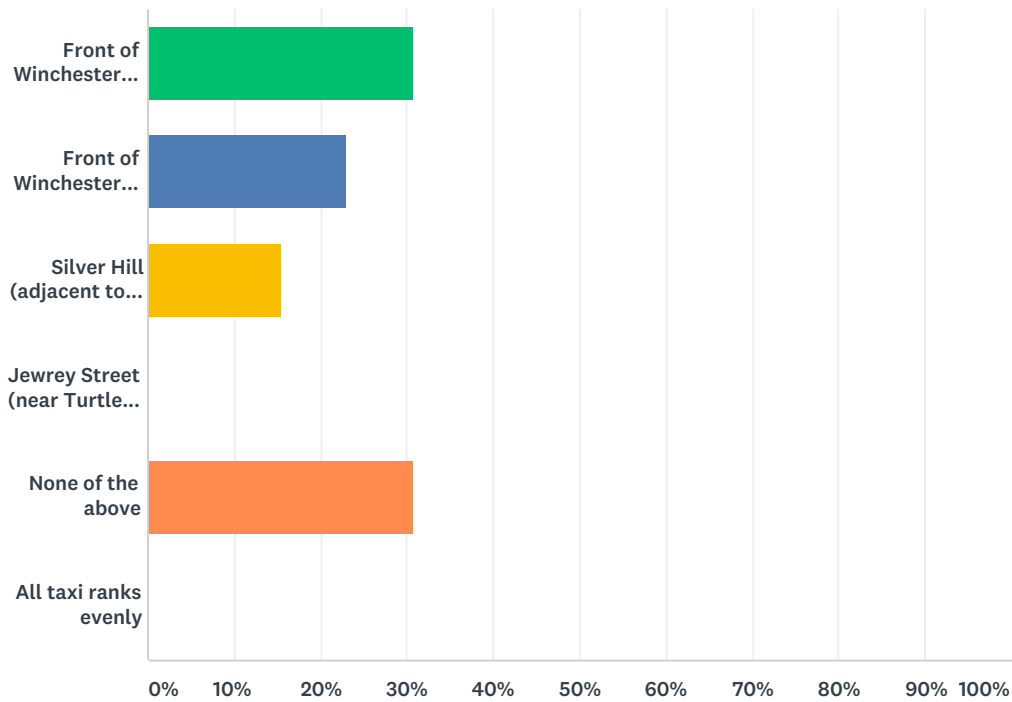
Answered: 14 Skipped: 0



ANSWER CHOICES	RESPONSES	
Winchester City and surrounding villages	64.29%	9
North District (e.g. Micheldever, Sutton Scotney, East Stratton, Northington)	0.00%	0
East District (e.g. Cheriton, Bramdean, New Alresford, West Meon)	7.14%	1
South District (e.g. Whiteley, Wickham, Shedfield)	0.00%	0
East District (e.g. Hurseley, Crawley)	0.00%	0
Airport or Port Runs	28.57%	4
Other	0.00%	0
<b>TOTAL</b>		<b>14</b>

### Q4 If you operate a Hackney Carriage, which taxi rank do you most frequently operate from?

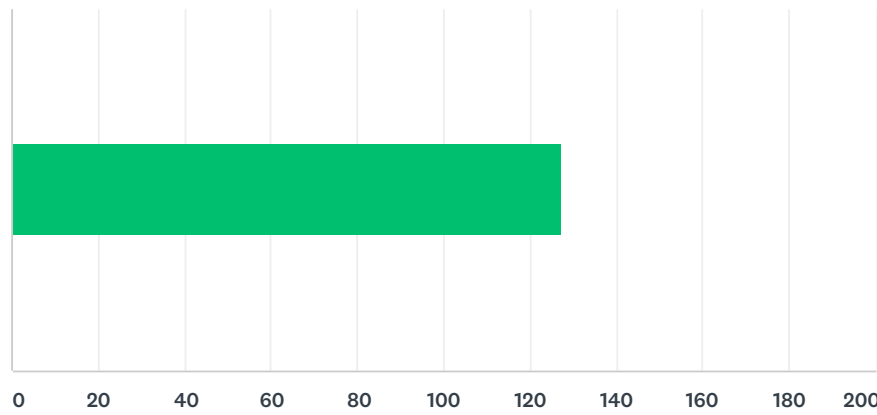
Answered: 13 Skipped: 1



ANSWER CHOICES	RESPONSES	
Front of Winchester Guildhall	30.77%	4
Front of Winchester Railway Station	23.08%	3
Silver Hill (adjacent to Sainsburys Winchester store)	15.38%	2
Jewrey Street (near Turtle Bay bar)	0.00%	0
None of the above	30.77%	4
All taxi ranks evenly	0.00%	0
<b>TOTAL</b>		<b>13</b>

### Q5 What would you estimate the average daily mileage of a vehicle in your fleet to be?

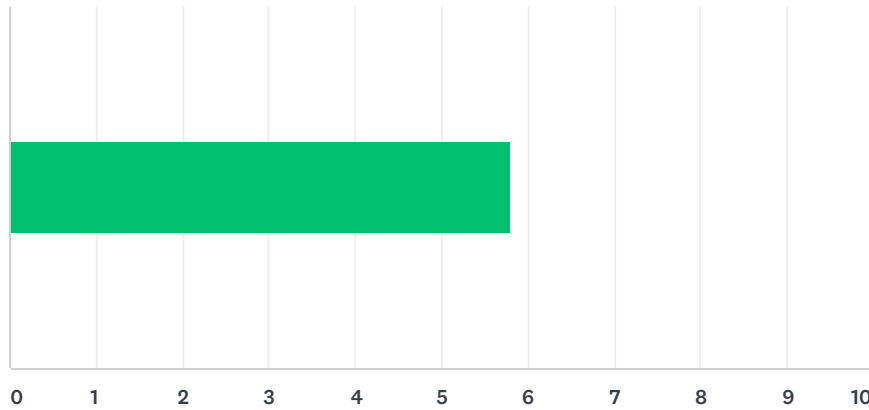
Answered: 14 Skipped: 0



ANSWER CHOICES	AVERAGE NUMBER	TOTAL NUMBER	RESPONSES
	127	1,781	14
Total Respondents: 14			

### Q6 How many vehicles are in your fleet?

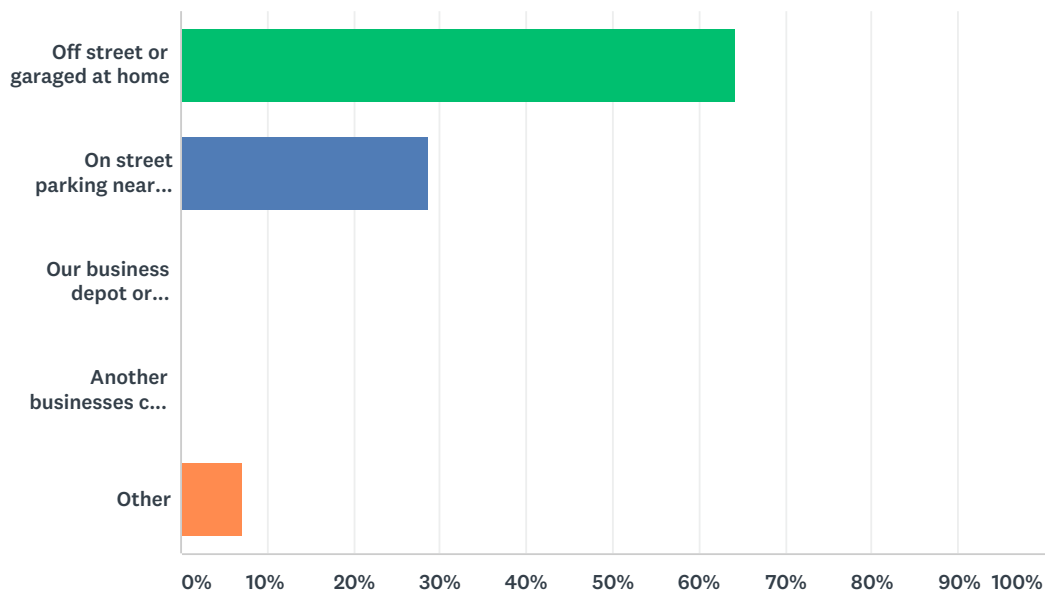
Answered: 14 Skipped: 0



ANSWER CHOICES	AVERAGE NUMBER	TOTAL NUMBER	RESPONSES
	6	81	14
Total Respondents: 14			

### Q7 Where is your vehicle(s) generally parked when not in service (after work)

Answered: 14 Skipped: 0



ANSWER CHOICES	RESPONSES
Off street or garaged at home	64.29% 9
On street parking near home	28.57% 4
Our business depot or premises	0.00% 0
Another businesses car park or land	0.00% 0
Other	7.14% 1
<b>TOTAL</b>	<b>14</b>

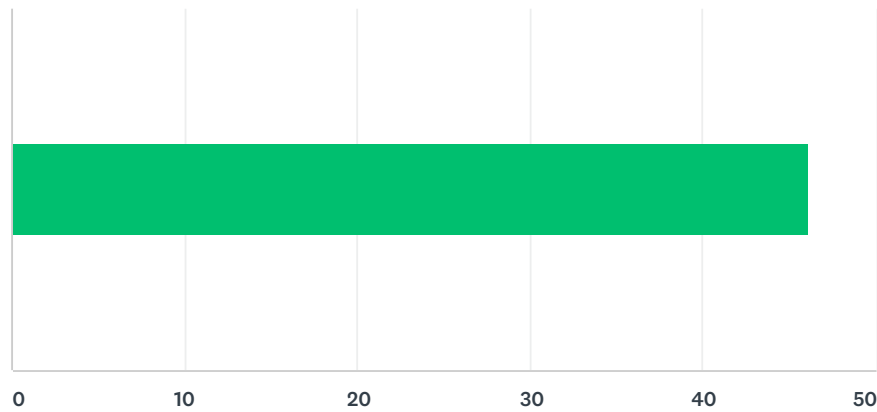
## Q8 Where would you typically park-up for breaks or lunch

Answered: 14 Skipped: 0



### Q9 How long would you typically park up for lunch breaks (minutes)

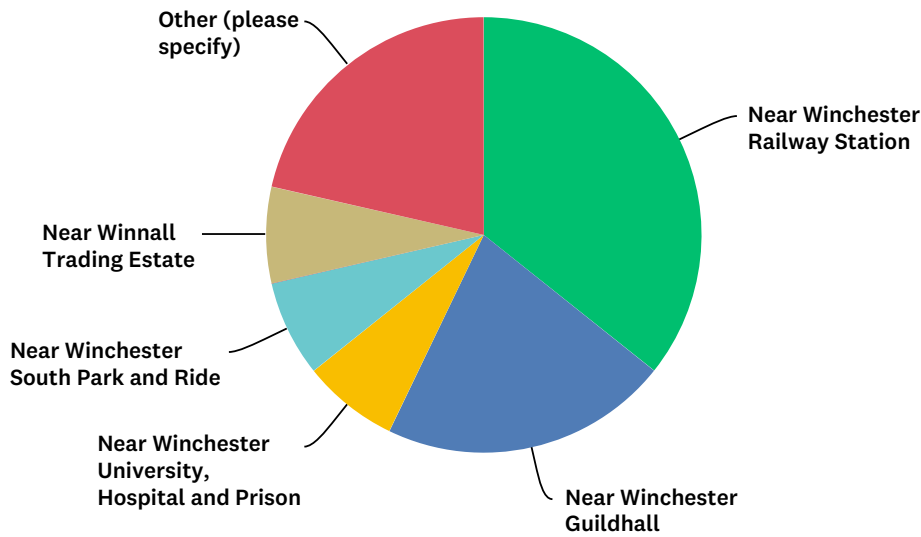
Answered: 12 Skipped: 2



ANSWER CHOICES	AVERAGE NUMBER	TOTAL NUMBER	RESPONSES
	46	553	12
Total Respondents: 12			

### Q10 Charging a modern EV typically takes 30 minutes. Where would be the most convenient place for a charge point to be located for you?

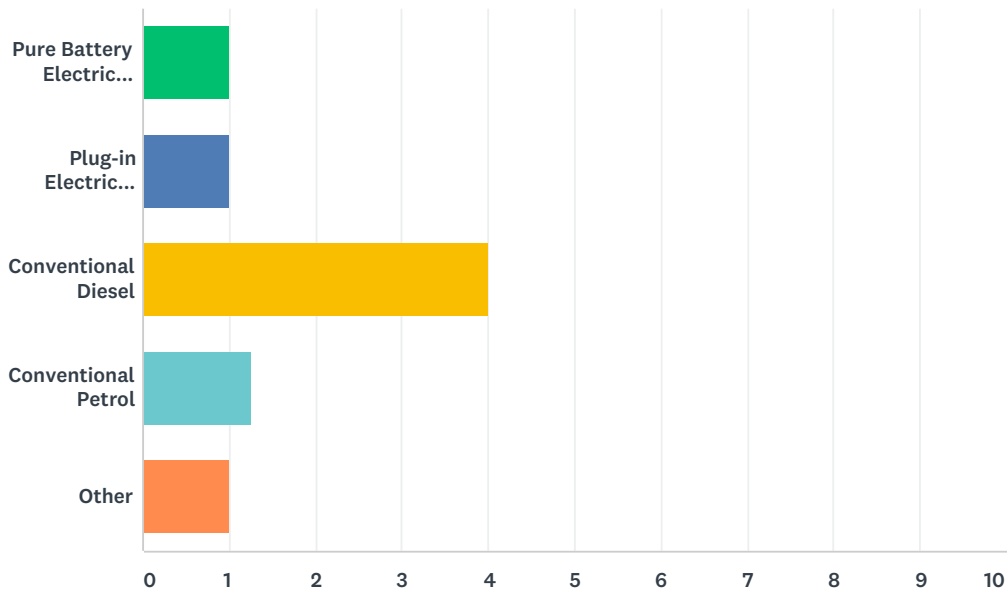
Answered: 14 Skipped: 0



ANSWER CHOICES	RESPONSES	
Near Winchester Railway Station	35.71%	5
Near Winchester Guildhall	21.43%	3
Near Winchester University, Hospital and Prison	7.14%	1
Near Winchester South Park and Ride	7.14%	1
Near Winchester East Park and Ride	0.00%	0
Near Winchester Riverpark Leisure Centre	0.00%	0
Near Bar End (Proposed New Leisure Centre)	0.00%	0
Near Winnall Trading Estate	7.14%	1
Other (please specify)	21.43%	3
<b>TOTAL</b>		<b>14</b>

### Q11 What % of your current fleet is:

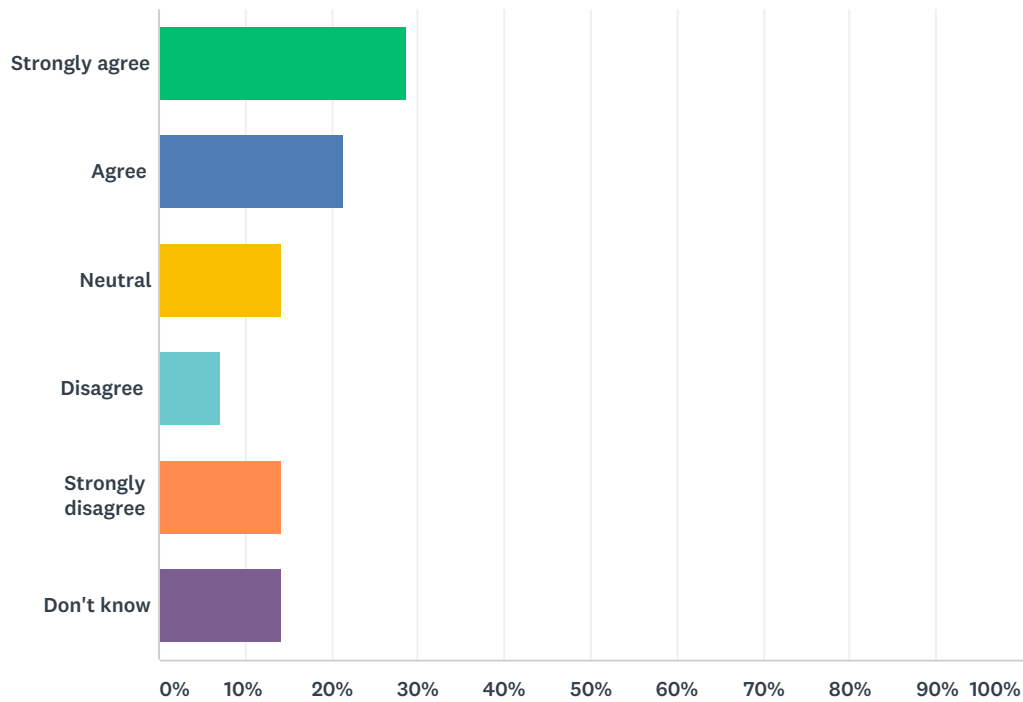
Answered: 13 Skipped: 1



	0%	1 - 25%	25 - 50%	50 - 75%	75 - 100%	TOTAL	WEIGHTED AVERAGE
Pure Battery Electric Vehicles (BEV)	100.00% 11	0.00% 0	0.00% 0	0.00% 0	0.00% 0	11	1.00
Plug-in Electric Vehicles (PHEV)	100.00% 11	0.00% 0	0.00% 0	0.00% 0	0.00% 0	11	1.00
Conventional Diesel	7.69% 1	23.08% 3	0.00% 0	0.00% 0	69.23% 9	13	4.00
Conventional Petrol	87.50% 7	0.00% 0	12.50% 1	0.00% 0	0.00% 0	8	1.25
Other	100.00% 7	0.00% 0	0.00% 0	0.00% 0	0.00% 0	7	1.00

## Q12 To what extent do you agree that the adoption of electrical vehicles is a realistic option for your business?

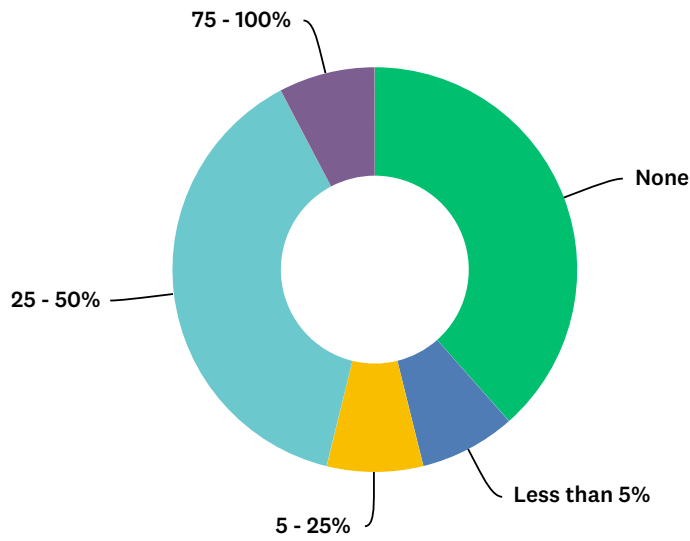
Answered: 14 Skipped: 0



ANSWER CHOICES	RESPONSES	
Strongly agree	28.57%	4
Agree	21.43%	3
Neutral	14.29%	2
Disagree	7.14%	1
Strongly disagree	14.29%	2
Don't know	14.29%	2
<b>TOTAL</b>		<b>14</b>

### Q13 What percentage of your fleet do you expect to electrify in the next 5 years?

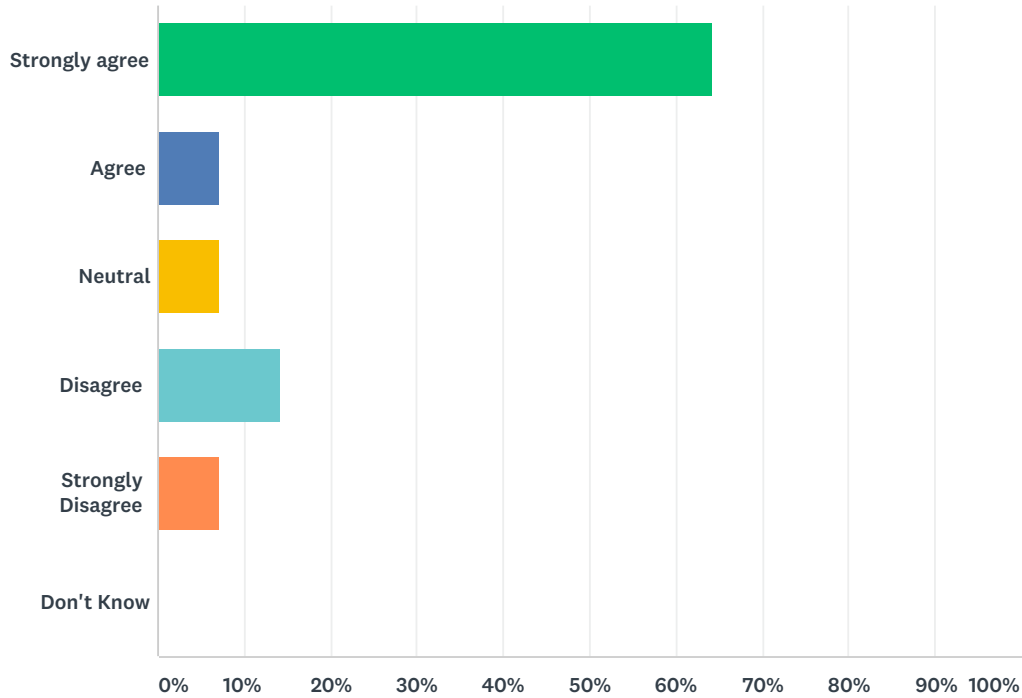
Answered: 13 Skipped: 1



ANSWER CHOICES	RESPONSES	
None	38.46%	5
Less than 5%	7.69%	1
5 - 25%	7.69%	1
25 - 50%	38.46%	5
50 - 75%	0.00%	0
75 - 100%	7.69%	1
<b>TOTAL</b>		<b>13</b>

### Q14 To what extent do you agree with the following statement? "The availability of EV charging infrastructure is currently preventing my move to electric vehicles."

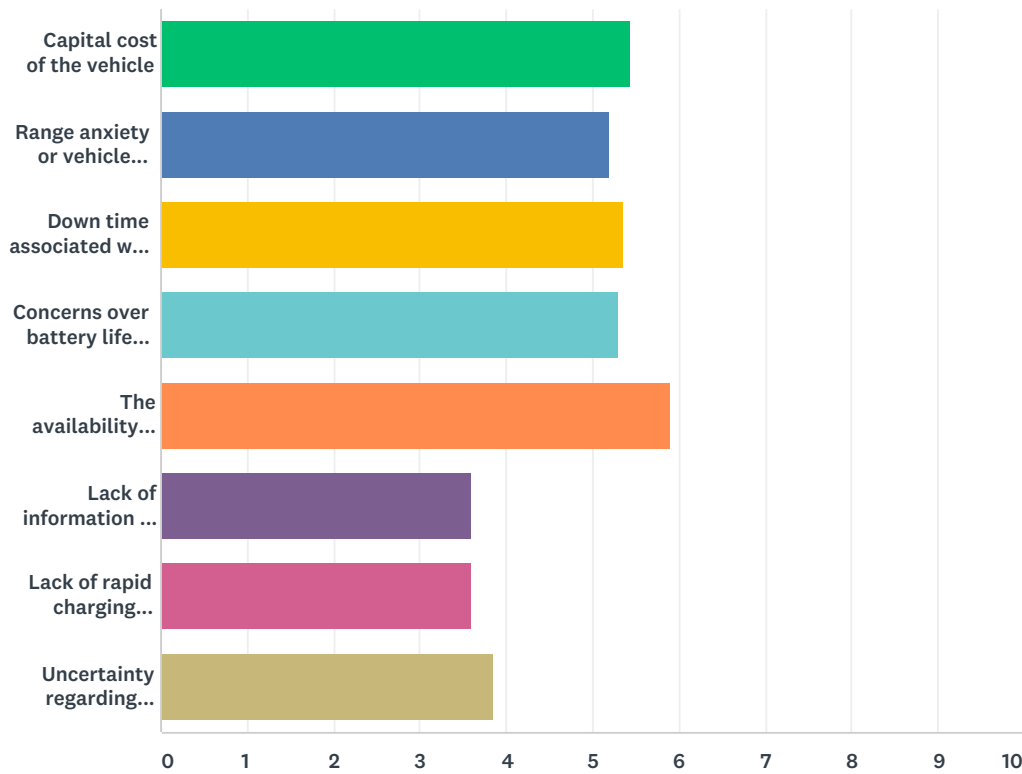
Answered: 14 Skipped: 0



ANSWER CHOICES	RESPONSES	
Strongly agree	64.29%	9
Agree	7.14%	1
Neutral	7.14%	1
Disagree	14.29%	2
Strongly Disagree	7.14%	1
Don't Know	0.00%	0
<b>TOTAL</b>		<b>14</b>

### Q15 Rank all of the following barriers to you adopting electric vehicles ... Where 1 = Biggest Barrier 8 = Smallest Barrier

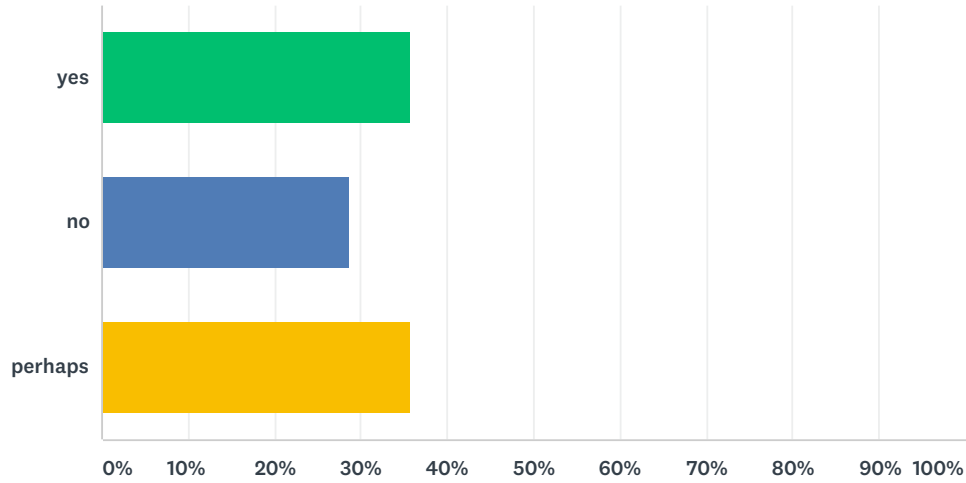
Answered: 14 Skipped: 0



	1	2	3	4	5	6	7	8	TOTAL	SCORE
Capital cost of the vehicle	44.44% 4	11.11% 1	0.00% 0	11.11% 1	0.00% 0	11.11% 1	0.00% 0	22.22% 2	9	5.44
Range anxiety or vehicle range	9.09% 1	27.27% 3	9.09% 1	27.27% 3	9.09% 1	0.00% 0	9.09% 1	9.09% 1	11	5.18
Down time associated with charging	9.09% 1	9.09% 1	54.55% 6	0.00% 0	9.09% 1	9.09% 1	0.00% 0	9.09% 1	11	5.36
Concerns over battery life or reliability	20.00% 2	10.00% 1	10.00% 1	40.00% 4	0.00% 0	10.00% 1	0.00% 0	10.00% 1	10	5.30
The availability of second hand battery electric vehicles	18.18% 2	27.27% 3	18.18% 2	18.18% 2	9.09% 1	0.00% 0	9.09% 1	0.00% 0	11	5.91
Lack of information or knowledge about EV costs and benefits etc	0.00% 0	10.00% 1	10.00% 1	10.00% 1	10.00% 1	40.00% 4	0.00% 0	20.00% 2	10	3.60
Lack of rapid charging infrastructure	20.00% 2	0.00% 0	0.00% 0	0.00% 0	20.00% 2	0.00% 0	60.00% 6	0.00% 0	10	3.60
Uncertainty regarding Government or local policy	15.38% 2	7.69% 1	0.00% 0	7.69% 1	15.38% 2	23.08% 3	7.69% 1	23.08% 3	13	3.85

### Q16 Would you be interested in attending a free information session about electric vehicle technology and the economics associated with an electrified taxi service?

Answered: 14 Skipped: 0



ANSWER CHOICES	RESPONSES	
yes	35.71%	5
no	28.57%	4
perhaps	35.71%	5
TOTAL		14