

Crime Summary – Putting it into context

We believe violent crime has been reduced by:

- a) effective close management of repeat offenders within the city
- b) ongoing work with HMP Winchester
- c) Effective licensing and management of the Night Time Economy and
- d) proactive work into disrupting county line Drug Related Harm.

Most serious violent incidents (MSV) compared to the rest of the county remain relatively low and 20% of all assaults without injury are in fact Malicious Communication offences (i.e. Social media) due to NCRS group classifications.

Robberies are statistically a low number to draw any evidential inferences and all will have been subject to close scrutiny through the District Daily Management process (DMM).

Residential burglaries are currently +2.5% YTD and have featured as a District Priority since the end of the summer. Unfortunately the District has continued to be a 'honeypot' for a number of travelling criminals targeting the area and wider regions of the south-east. At this time there is one group being investigated by CID suspected of having committed several hundred burglaries across several force areas (Op Rafter). Austerity has made the identification and co-ordination of these investigations increasingly challenging, but burglary is recognised as a risk area by the Chief Constable and therefore over the past year Hampshire Constabulary has updated and disseminated a burglary strategy to both staff and partners, to ensure we provide as best service as we can to local residents.

Car crime has been particular crime issue over the past year and was therefore escalated as a District Priority for several months where YTD increases were reduced from +160% to a current figure around +40%. Many of these offences are low level, opportunistic and involve insecure vehicles. However we have identified at least one organised gang targeting cars in order to facilitate more serious crimes who at this time are suspected of having committed hundreds of offences across at least 10 force areas between Hampshire and Lincolnshire. Several subjects have recently been prosecuted and are serving custodial sentences, and it is hoped this ongoing activity will help to reduce serious acquisitive crime within the District even further.

Approximately 180 crimes recorded were directly linked to Boomtown Festival (8-12th Aug) of which the vast majority were theft and drug related offences. Please note the number of possession of drug and weapon offences, tend to be directly correlated to the amount of Police proactivity taking place.

Hidden within the Police activity this year are higher risk investigations linked to Modern Day Slavery, Child criminal and sexual exploitation, Adult exploitation, management of organised crime and minimising the risk around extremism and radicalisation. These will always be prioritised and may divert finite Police resources from other day to day enquiries, making it challenging to keep on top of less serious volume crime offences.

National Crime Survey has several elements to always consider when reviewing any crime statistics:

- a) Any person can report a crime based on the civil balance of proof. To rebut a crime, criminal evidence of proof (beyond all reasonable doubt) is required.
- b) A crime can occur even if the offender was incapable of committing that offence. I.e. Child offender aged under 10 years or a subject with Mental Health.
- c) Changes to crime recording practices in the past year include those linked to harassment, where individual crime elements are now recorded whereas previously they were encompassed by one main harassment offence. This has influenced overall crime statistics relating to domestic abuse causing a noticeable increase in recorded offences.

Winchester District Crime Performance 1st April 2018 – 6th Feb 2019 (compared to YTD date from 1/4/17 to 6/2/18)

Current period	WINCHESTER CITY ↕	WINCHESTER GREATER ↕	WINCHESTER RURAL ↕	TOTAL
1 Violence Against the Person ↕	1,035	626	278	1,939
2 Sexual Offences ↕	109	71	73	253
3 Robbery ↕	31	5	5	41
4 Theft Offences ↕	1,087	882	484	2,453
5 Criminal Damage and Arson Offences ↕	298	265	124	687
6 Drug Offences ↕	99	28	112	239
7 Possession of Weapons Offences ↕	26	16	9	51
8 Public Order Offences ↕	311	154	65	530
9 Miscellaneous Crimes Against Society ↕	69	30	24	123
Total	3,065	2,077	1,174	6,316









Previous period

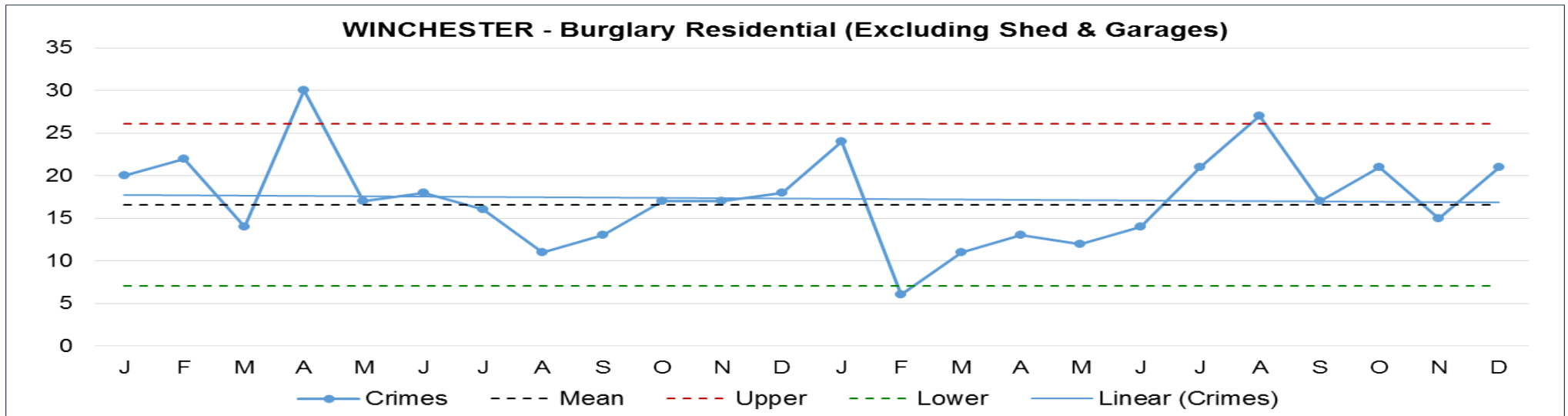
WINCHESTER	TOTAL
------------	-------

1 Violence Against the Person ↗	1,946	1,946
2 Sexual Offences ↗	251	251
3 Robbery ↗	24	24
4 Theft Offences ↗	2,319	2,319
5 Criminal Damage and Arson Offences ↗	703	703
6 Drug Offences ↗	221	221
7 Possession of Weapons Offences ↗	30	30
8 Public Order Offences ↗	544	544
9 Miscellaneous Crimes Against Society ↗	132	132
Total	6,170	6,170

Variance (current - previous)	WINCHESTER	TOTAL
1 Violence Against the Person ↗	-7	-7
2 Sexual Offences ↗	2	2
3 Robbery ↗	17	17
4 Theft Offences ↗	134	134
5 Criminal Damage and Arson Offences ↗	-16	-16
6 Drug Offences ↗	18	18
7 Possession of Weapons Offences ↗	21	21
8 Public Order Offences ↗	-14	-14
9 Miscellaneous Crimes Against Society ↗	-9	-9
Total	146	146

% Change (current - previous)	WINCHESTER	TOTAL
1 Violence Against the Person ↗	-0.4%	-0.4%

2 Sexual Offences 	0.8%	0.8%
3 Robbery 	70.8%	70.8%
4 Theft Offences 	5.8%	5.8%
5 Criminal Damage and Arson Offences 	-2.3%	-2.3%
6 Drug Offences 	8.1%	8.1%
7 Possession of Weapons Offences 	70.0%	70.0%
8 Public Order Offences 	-2.6%	-2.6%
9 Miscellaneous Crimes Against Society 	-6.8%	-6.8%
Total	2.4%	2



ASB callers by Neighbourhood - Rolling 12 months (This year v last year) (*Beat = Ward*)

Neighbourhood	Sector	R12 months	Previous R12 months	Difference	R12 % of whole
Winchester Central	Winchester City	667	801	-134	34.26%
Denmead And Southwick	Winchester Greater	237	131	106	12.17%
Winchester South	Winchester City	213	136	77	10.94%
Winchester North	Winchester City	175	202	-27	8.99%
Wickham And Whiteley	Winchester Greater	134	138	-4	6.88%
Bishops Waltham And Soberton	Winchester Greater	133	130	3	6.83%
Owslebury And Curbridge	Winchester Greater	82	97	-15	4.21%
Winchester Rural East	Winchester Rural	81	99	-18	4.16%
Winchester Rural North	Winchester Rural	78	124	-46	4.01%
Winchester Rural West	Winchester Rural	70	59	11	3.60%
West Meon And Hambleton	Winchester Greater	66	63	3	3.39%
Winchester Rural	Winchester Rural	9	5	4	0.46%
Winchester Greater	Winchester Greater	2	2	0	0.10%
	Sum:	1,947	1,987	-40	-2.01%

Further parish breakdown:

Current period	ST BARTHOLOMEW EW ↑	ST JOHN AND ALL SAINTS ↑	ST MICHAEL ↑	TOTAL
1 Violence Against the Person ↑	262	166	175	603
2 Sexual Offences ↑	17	8	22	47
3 Robbery ↑	10	4	8	22
4 Theft Offences ↑	315	119	292	726
5 Criminal Damage and Arson Offences ↑	65	50	46	161
6 Drug Offences ↑	19	23	21	63
7 Possession of Weapons Offences ↑	8	7	4	19
8 Public Order Offences ↑	96	39	70	205
9 Miscellaneous Crimes Against Society ↑	15	3	13	31
Total	807	419	651	1

% Change (current - previous)	WINCHESTER	TOTAL
1 Violence Against the Person ↑	-7.1%	-7.1%
2 Sexual Offences ↑	-29.9%	-29.9%
3 Robbery ↑	340.0%	340.0%
4 Theft Offences ↑	-4.7%	-4.7%
5 Criminal Damage and Arson Offences ↑	-21.8%	-21.8%
6 Drug Offences ↑	0	0
7 Possession of Weapons Offences ↑	58.3%	58.3%
8 Public Order Offences ↑	0	0
9 Miscellaneous Crimes Against Society ↑	19.2%	19.2%
Total	-5.9%	-5.9%

Current period	LITTLETON AND HARESTOCK	ST BARNABAS	ST PAUL	TOTAL
1 Violence Against the Person	29	80	155	264
2 Sexual Offences	4	3	29	36
3 Robbery	0	1	2	3
4 Theft Offences	35	92	100	227
5 Criminal Damage and Arson Offences	9	15	38	62
6 Drug Offences	4	5	14	23
7 Possession of Weapons Offences	0	0	3	3
8 Public Order Offences	13	20	30	63
9 Miscellaneous Crimes Against Society	0	1	24	25
Total	94	217	395	

% Change (current - previous)	WINCHESTER	TOTAL
1 Violence Against the Person	18.4%	18.4%
2 Sexual Offences	9.1%	9.1%
3 Robbery	-25.0%	-25.0%
4 Theft Offences	39.3%	39.3%
5 Criminal Damage and Arson Offences	-13.9%	-13.9%
6 Drug Offences	-23.3%	-23.3%
7 Possession of Weapons Offences	200.0%	200.0%
8 Public Order Offences	16.7%	16.7%
9 Miscellaneous Crimes Against Society	-46.8%	-46.8%
Total	12.6%	12.6%

Current period	OLIVERS BATTERY AND BADGER FARM	ST LUKE	TOTAL
1 Violence Against the Person	23	145	168
2 Sexual Offences	1	25	26
3 Robbery	0	6	6
4 Theft Offences	45	89	134
5 Criminal Damage and Arson Offences	18	57	75
6 Drug Offences	3	10	13
7 Possession of Weapons Offences	0	4	4
8 Public Order Offences	11	31	42
9 Miscellaneous Crimes Against Society	3	10	13
Total	104	377	

% Change (current - previous)	WINCHESTER	TOTAL
1 Violence Against the Person	-15.2%	-15.2%
2 Sexual Offences	36.8%	36.8%
3 Robbery	No data available	No data available
4 Theft Offences	25.2%	25.2%
5 Criminal Damage and Arson Offences	7.1%	7.1%
6 Drug Offences	0	0
7 Possession of Weapons Offences	No data available	No data available
8 Public Order Offences	0	0
9 Miscellaneous Crimes Against Society	18.2%	18.2%
Total	4.6%	4.6

Current period	BISHOPS WALTHAM ↑	SWANMORE AND NEWTOWN ↑	TOTAL
1 Violence Against the Person ↑	96	71	167
2 Sexual Offences ↑	5	4	9
3 Robbery ↑	0	1	1
4 Theft Offences ↑	102	85	187
5 Criminal Damage and Arson Offences ↑	43	16	59
6 Drug Offences ↑	5	2	7
7 Possession of Weapons Offences ↑	3	2	5
8 Public Order Offences ↑	20	5	25
9 Miscellaneous Crimes Against Society ↑	3	2	5
Total	277	188	

% Change (current - previous)	WINCHESTER	TOTAL
1 Violence Against the Person ↑	27.5%	27.5%
2 Sexual Offences ↑	-43.8%	-43.8%
3 Robbery ↑	0	0
4 Theft Offences ↑	35.5%	35.5%
5 Criminal Damage and Arson Offences ↑	0	0
6 Drug Offences ↑	16.7%	16.7%
7 Possession of Weapons Offences ↑	66.7%	66.7%
8 Public Order Offences ↑	-39.0%	-39.0%
9 Miscellaneous Crimes Against Society ↑	-44.4%	-44.4%
Total	15.1%	15.1%

Current period	BOARHUNT AND SOUTHWICK ↑	DENMEAD ↑	TOTAL
1 Violence Against the Person ↑	31	96	127
2 Sexual Offences ↑	3	25	28
4 Theft Offences ↑	37	103	140
5 Criminal Damage and Arson Offences ↑	18	47	65
6 Drug Offences ↑	4	2	6
7 Possession of Weapons Offences ↑	2	0	2
8 Public Order Offences ↑	13	31	44
9 Miscellaneous Crimes Against Society ↑	0	7	7
Total	108	311	

% Change (current - previous)	WINCHESTER	TOTAL
1 Violence Against the Person ↑	14.4%	14.4%
2 Sexual Offences ↑	27.3%	27.3%
4 Theft Offences ↑	13.8%	13.8%
5 Criminal Damage and Arson Offences ↑	51.2%	51.2%
6 Drug Offences ↑	-33.3%	-33.3%
7 Possession of Weapons Offences ↑	100.0%	100.0%
8 Public Order Offences ↑	69.2%	69.2%
9 Miscellaneous Crimes Against Society ↑	-12.5%	-12.5%
Total	22.2%	22.2%

% Change (current - previous)	WINCHESTER	TOTAL
-------------------------------	------------	-------

Current period	COLDEN COMMON AND TWYFORD	OWSLEBURY AND CURDRIDGE	SHEDFIELD	TOTAL
1 Violence Against the Person	62	35	44	141
2 Sexual Offences	6	8	2	16
3 Robbery	0	2	0	2
4 Theft Offences	57	81	72	210
5 Criminal Damage and Arson Offences	29	9	23	61
6 Drug Offences	6	2	1	9
7 Possession of Weapons Offences	3	1	0	4
8 Public Order Offences	18	4	4	26
9 Miscellaneous Crimes Against Society	4	0	3	7
Total	185	142	149	

1 Violence Against the Person	-3.4%	-3.4%
2 Sexual Offences	60.0%	60.0%
3 Robbery	100.0%	100.0%
4 Theft Offences	5.5%	5.5%
5 Criminal Damage and Arson Offences	41.9%	41.9%
6 Drug Offences	200.0%	200.0%
7 Possession of Weapons Offences	300.0%	300.0%
8 Public Order Offences	-35.0%	-35.0%
9 Miscellaneous Crimes Against Society	600.0%	600.0%
Total	7.2%	7.2%

Current period	DROXFORD/ SOBERTON/ HAMBLEDON	UPPER MEON VALLEY	TOTAL
1 Violence Against the Person	22	17	39
2 Sexual Offences	1	5	6
3 Robbery	0	0	0
4 Theft Offences	62	67	129
5 Criminal Damage and Arson Offences	18	18	36
6 Drug Offences	0	3	3
7 Possession of Weapons Offences	2	0	2
8 Public Order Offences	7	7	14
9 Miscellaneous Crimes Against Society	1	1	2
Total	113	118	231

% Change (current - previous)	WINCHESTER	TOTAL
1 Violence Against the Person	-13.3%	-13.3%
2 Sexual Offences	100.0%	100.0%
3 Robbery	No data available	No data available
4 Theft Offences	35.8%	35.8%
5 Criminal Damage and Arson Offences	38.5%	38.5%
6 Drug Offences	50.0%	50.0%
7 Possession of Weapons Offences	No data available	No data available
8 Public Order Offences	27.3%	27.3%
9 Miscellaneous Crimes Against Society	-50.0%	-50.0%
Total	24.2%	24.2

Current period	WHITELEY ↑	WICKHAM ↑	TOTAL
1 Violence Against the Person ↑	44	105	149
2 Sexual Offences ↑	1	11	12
3 Robbery ↑	0	2	2
4 Theft Offences ↑	107	109	216
5 Criminal Damage and Arson Offences ↑	20	24	44
6 Drug Offences ↑	2	1	3
7 Possession of Weapons Offences ↑	0	2	2
8 Public Order Offences ↑	18	27	45
9 Miscellaneous Crimes Against Society ↑	5	4	9
Total	197	285	482

% Change (current - previous)	WINCHESTER	TOTAL
1 Violence Against the Person ↑	0	0
2 Sexual Offences ↑	9.1%	9.1%
3 Robbery ↑	-33.3%	-33.3%
4 Theft Offences ↑	-0.5%	-0.5%
5 Criminal Damage and Arson Offences ↑	-27.9%	-27.9%
6 Drug Offences ↑	-62.5%	-62.5%
7 Possession of Weapons Offences ↑	0	0
8 Public Order Offences ↑	50.0%	50.0%
9 Miscellaneous Crimes Against Society ↑	350.0%	350.0%
Total	-0.2%	-0.2

Current period	CHERITON AND BISHOPS SUTTON ↑	ITCHEN VALLEY ↑	THE ALRESFORDS ↑	TOTAL
1 Violence Against the Person ↑	4	35	67	106
2 Sexual Offences ↑	1	7	8	16
3 Robbery ↑	0	4	1	5
4 Theft Offences ↑	39	156	57	252
5 Criminal Damage and Arson Offences ↑	16	12	32	60
6 Drug Offences ↑	2	51	18	71
7 Possession of Weapons Offences ↑	0	3	3	6
8 Public Order Offences ↑	2	4	6	12
9 Miscellaneous Crimes Against Society ↑	3	6	3	12
Total	67	278	195	

% Change (current - previous)	WINCHESTER	TOTAL
1 Violence Against the Person ↑	14.0%	14.0%
2 Sexual Offences ↑	-30.4%	-30.4%
3 Robbery ↑	-37.5%	-37.5%
4 Theft Offences ↑	-15.4%	-15.4%
5 Criminal Damage and Arson Offences ↑	17.6%	17.6%
6 Drug Offences ↑	-2.7%	-2.7%
7 Possession of Weapons Offences ↑	-14.3%	-14.3%
8 Public Order Offences ↑	-53.8%	-53.8%
9 Miscellaneous Crimes Against Society ↑	-7.7%	-7.7%
Total	-8.8%	-8.8%

Current period	KINGS WORTHY ↑	WONSTON AND MICHELDEVER ↑	TOTAL
1 Violence Against the Person ↑	50	38	88
2 Sexual Offences ↑	9	9	18
4 Theft Offences ↑	30	72	102
5 Criminal Damage and Arson Offences ↑	11	21	32
6 Drug Offences ↑	6	1	7
7 Possession of Weapons Offences ↑	0	1	1
8 Public Order Offences ↑	10	17	27
9 Miscellaneous Crimes Against Society ↑	2	4	6
Total	118	163	281

% Change (current - previous)	WINCHESTER	TOTAL
1 Violence Against the Person ↑	-22.8%	-22.8%
2 Sexual Offences ↑	0	0
4 Theft Offences ↑	-7.3%	-7.3%
5 Criminal Damage and Arson Offences ↑	-20.0%	-20.0%
6 Drug Offences ↑	133.3%	133.3%
7 Possession of Weapons Offences ↑	0	0
8 Public Order Offences ↑	-28.9%	-28.9%
9 Miscellaneous Crimes Against Society ↑	20.0%	20.0%
Total	-14.6%	-14.6%

Current period	COMPTON AND OTTERBOURNE ↑	SPARSHOLT ↑	TOTAL
1 Violence Against the Person ↑	41	20	61
2 Sexual Offences ↑	5	7	12
3 Robbery ↑	0	0	0
4 Theft Offences ↑	74	33	107
5 Criminal Damage and Arson Offences ↑	23	7	30
6 Drug Offences ↑	24	9	33
7 Possession of Weapons Offences ↑	2	0	2
8 Public Order Offences ↑	12	6	18
9 Miscellaneous Crimes Against Society ↑	4	1	5
Total	185	83	

% Change (current - previous)	WINCHESTER	TOTAL
1 Violence Against the Person ↑	-4.7%	-4.7%
2 Sexual Offences ↑	0	0
3 Robbery ↑	-100.0%	-100.0%
4 Theft Offences ↑	40.8%	40.8%
5 Criminal Damage and Arson Offences ↑	3.4%	3.4%
6 Drug Offences ↑	200.0%	200.0%
7 Possession of Weapons Offences ↑	0	0
8 Public Order Offences ↑	-28.0%	-28.0%
9 Miscellaneous Crimes Against Society ↑	150.0%	150.0%
Total	20.2%	20.2%